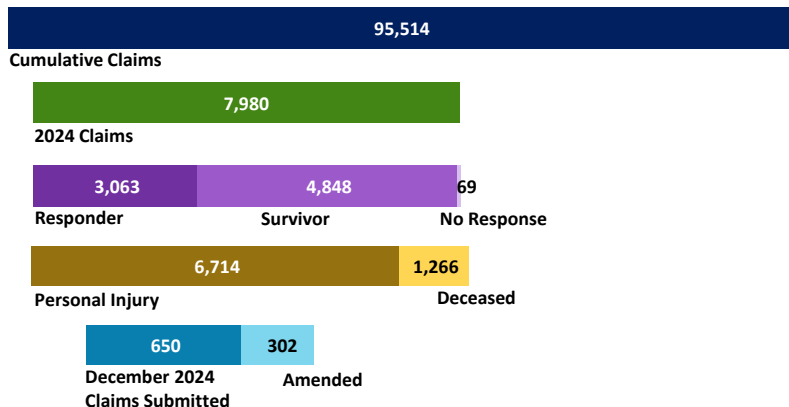


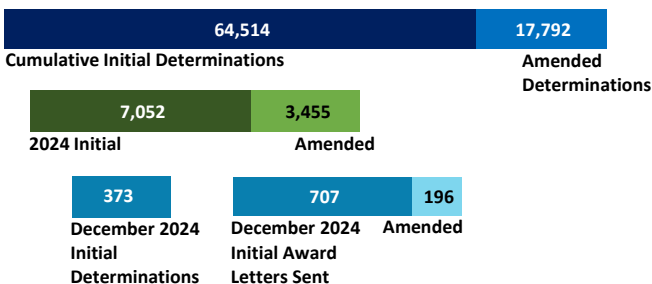
VCF Program Statistics As of December 31, 2024

VCF At-A-Glance


CLAIMS SUBMITTED



DETERMINATIONS RENDERED



DOLLARS AWARDED



Claim Review Timeline*

Claims submitted prior to September 2023 are currently receiving award decisions.

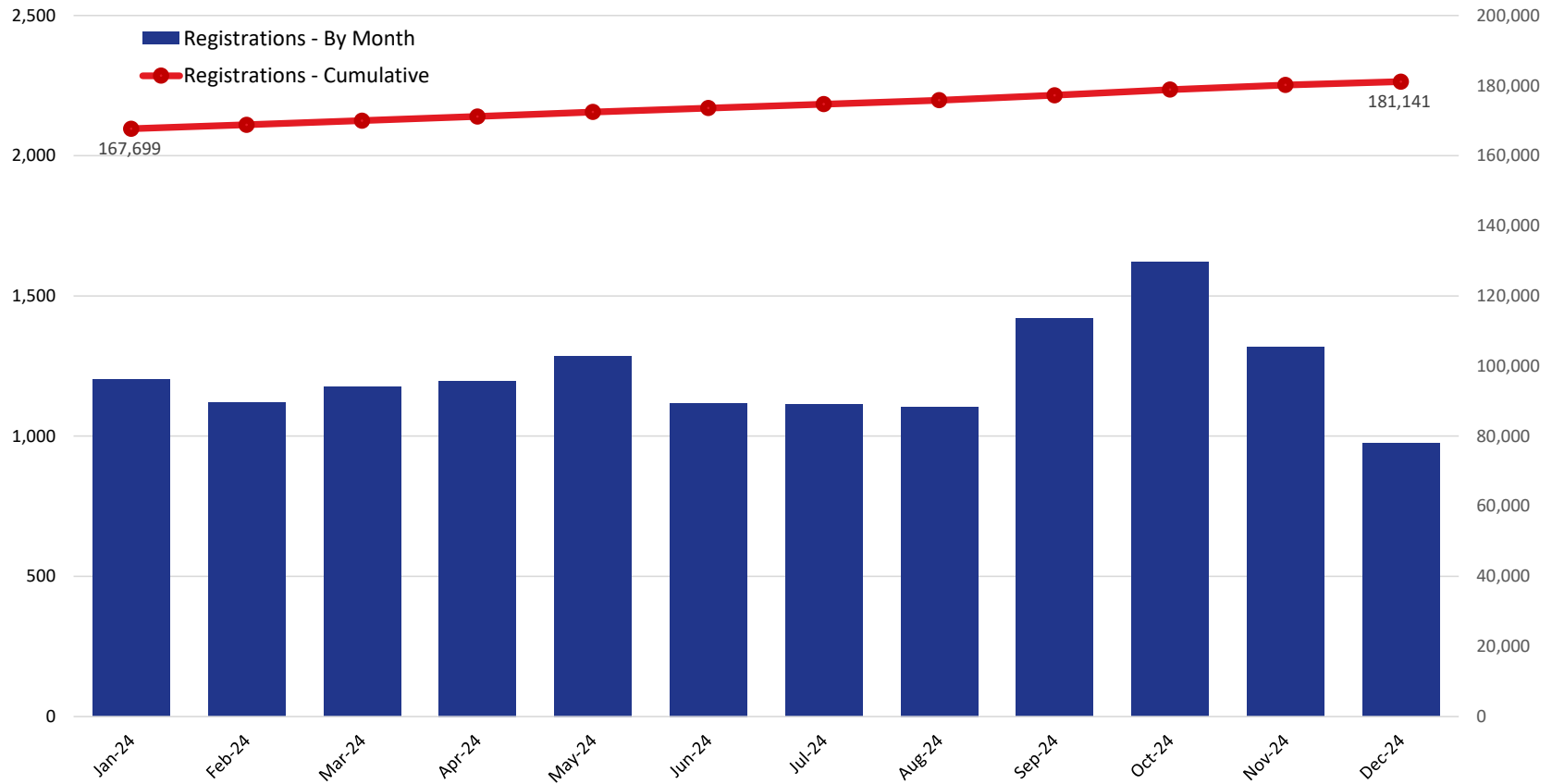
Claims submitted prior to October 2023 are currently in substantive review.

Claims submitted in November 2023 - February 2024 will come under substantive review soon.

Claims submitted prior to March 2024 are in preliminary review.

VCF Program Statistics As of December 31, 2024

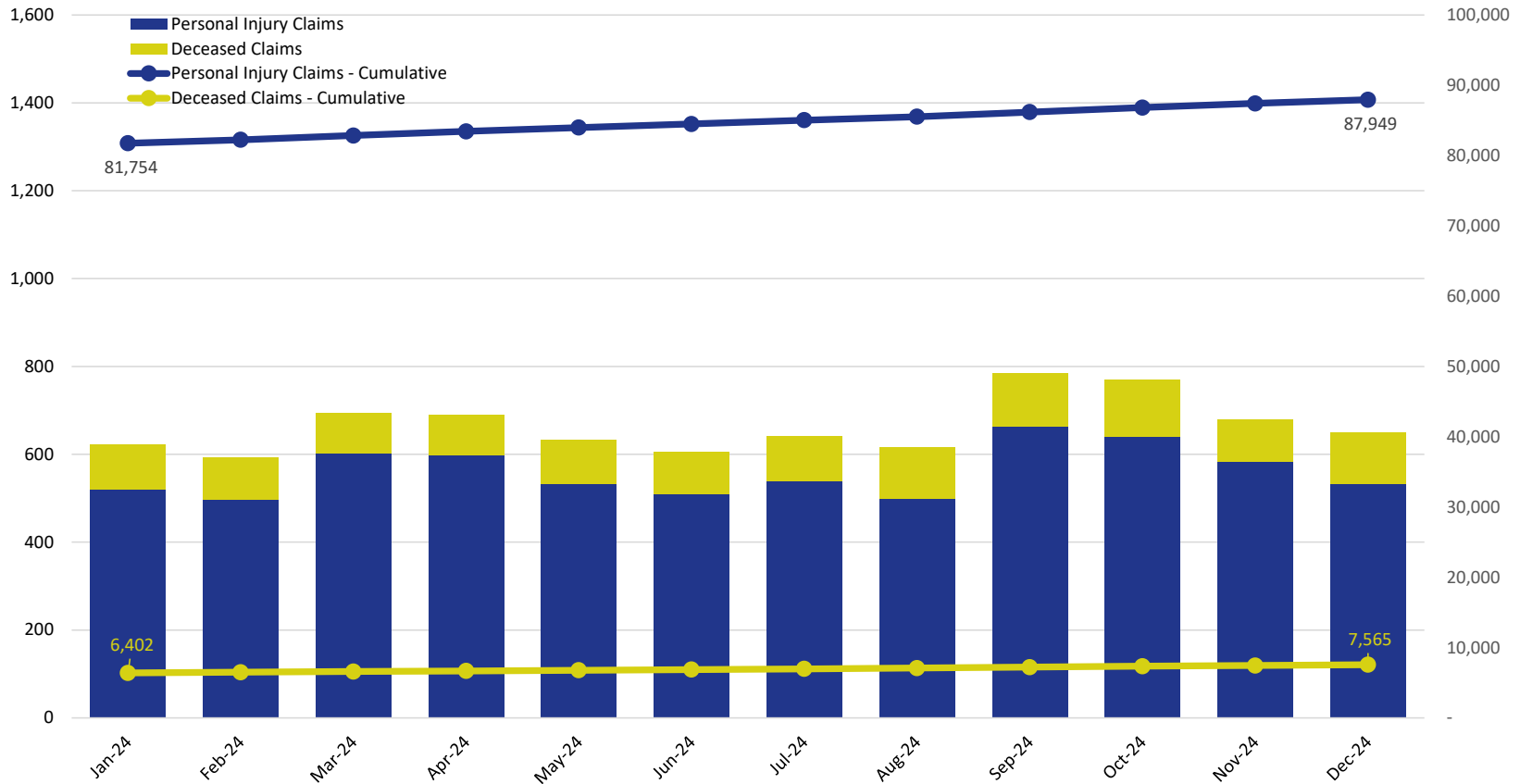
Unique Registrations



	2024	2024	2024	2024	2024	2024	2024	2024	2024	2024	2024	2024
	Jan	Feb	Mar	Apr	May	Jun	Jul	Aug	Sep	Oct	Nov	Dec
Registrations - By Month	1,202	1,119	1,175	1,197	1,286	1,118	1,114	1,105	1,419	1,620	1,316	973
Registrations - Cumulative	167,699	168,818	169,993	171,190	172,476	173,594	174,708	175,813	177,232	178,852	180,168	181,141

VCF Program Statistics As of December 31, 2024

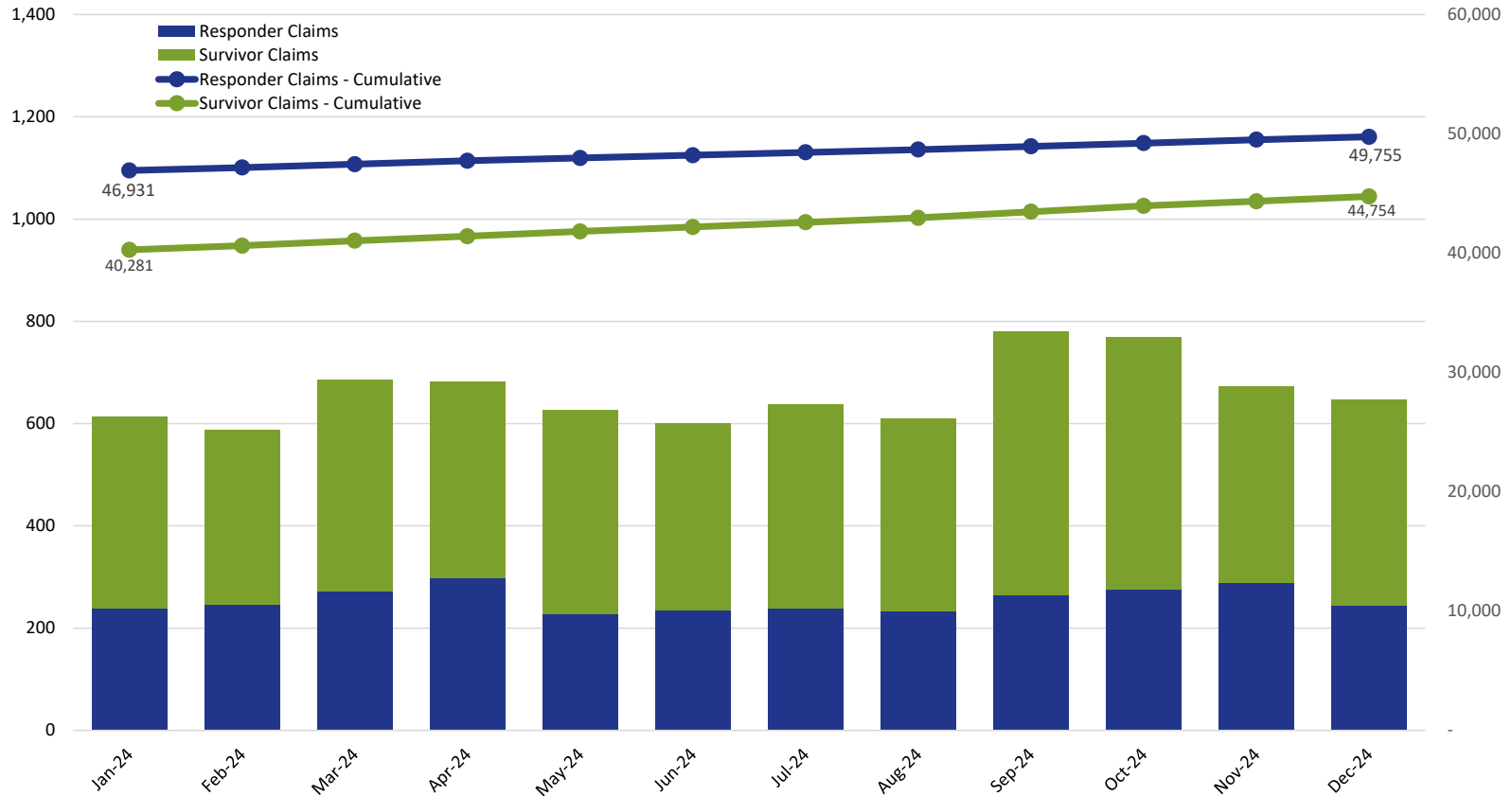
Claims Submitted by Month: Personal Injury & Deceased



	2024	2024	2024	2024	2024	2024	2024	2024	2024	2024	2024	2024
	Jan	Feb	Mar	Apr	May	Jun	Jul	Aug	Sep	Oct	Nov	Dec
Personal Injury Claims	519	498	601	598	533	509	539	500	663	640	582	532
Deceased Claims	103	95	93	91	100	97	103	117	122	130	97	118
Unknown Claims	-	-	-	-	-	-	-	-	-	-	-	-
Claims - Cumulative	88,156	88,749	89,443	90,132	90,765	91,371	92,013	92,630	93,415	94,185	94,864	95,514

VCF Program Statistics As of December 31, 2024

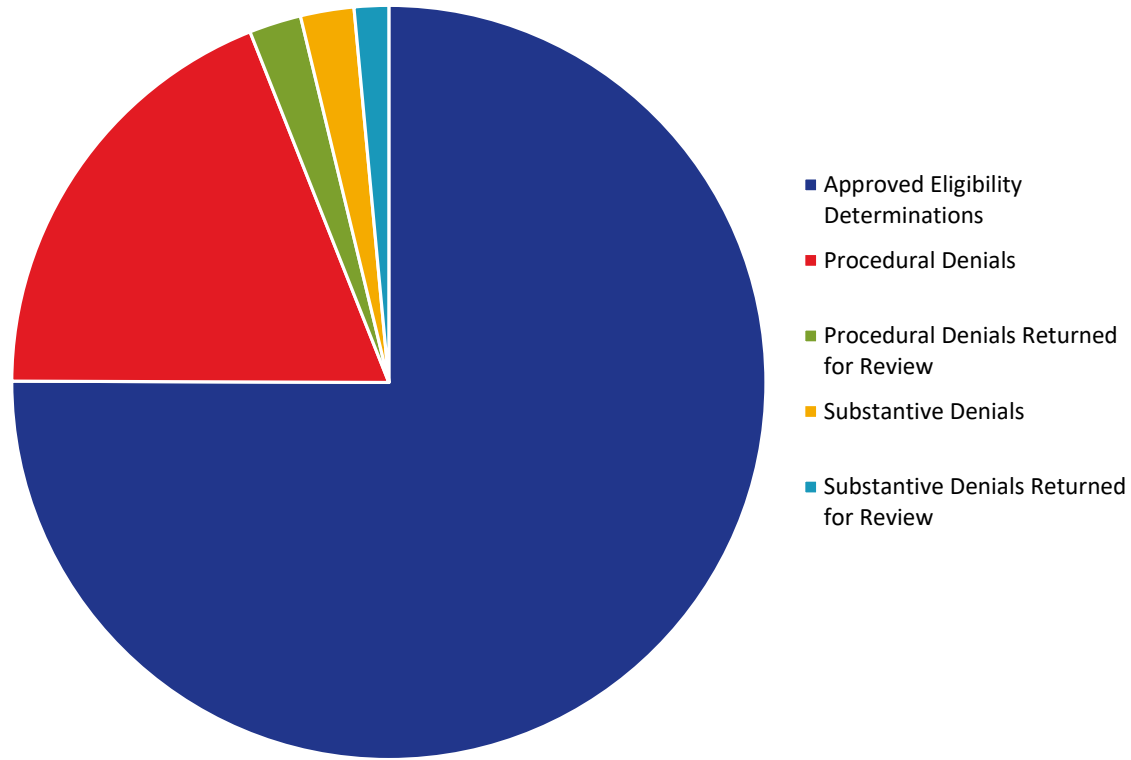
Claims Submitted by Month: Responder & Survivor



	2024	2024	2024	2024	2024	2024	2024	2024	2024	2024	2024	2024
	Jan	Feb	Mar	Apr	May	Jun	Jul	Aug	Sep	Oct	Nov	Dec
Responder Claims	239	246	273	298	227	236	238	234	264	275	288	245
Survivor Claims	375	341	413	384	399	365	400	376	515	493	385	402
No Response Claims	8	6	8	7	7	5	4	7	6	2	6	3
Claims - Cumulative	88,156	88,749	89,443	90,132	90,765	91,371	92,013	92,630	93,415	94,185	94,864	95,514

VCF Program Statistics As of December 31, 2024

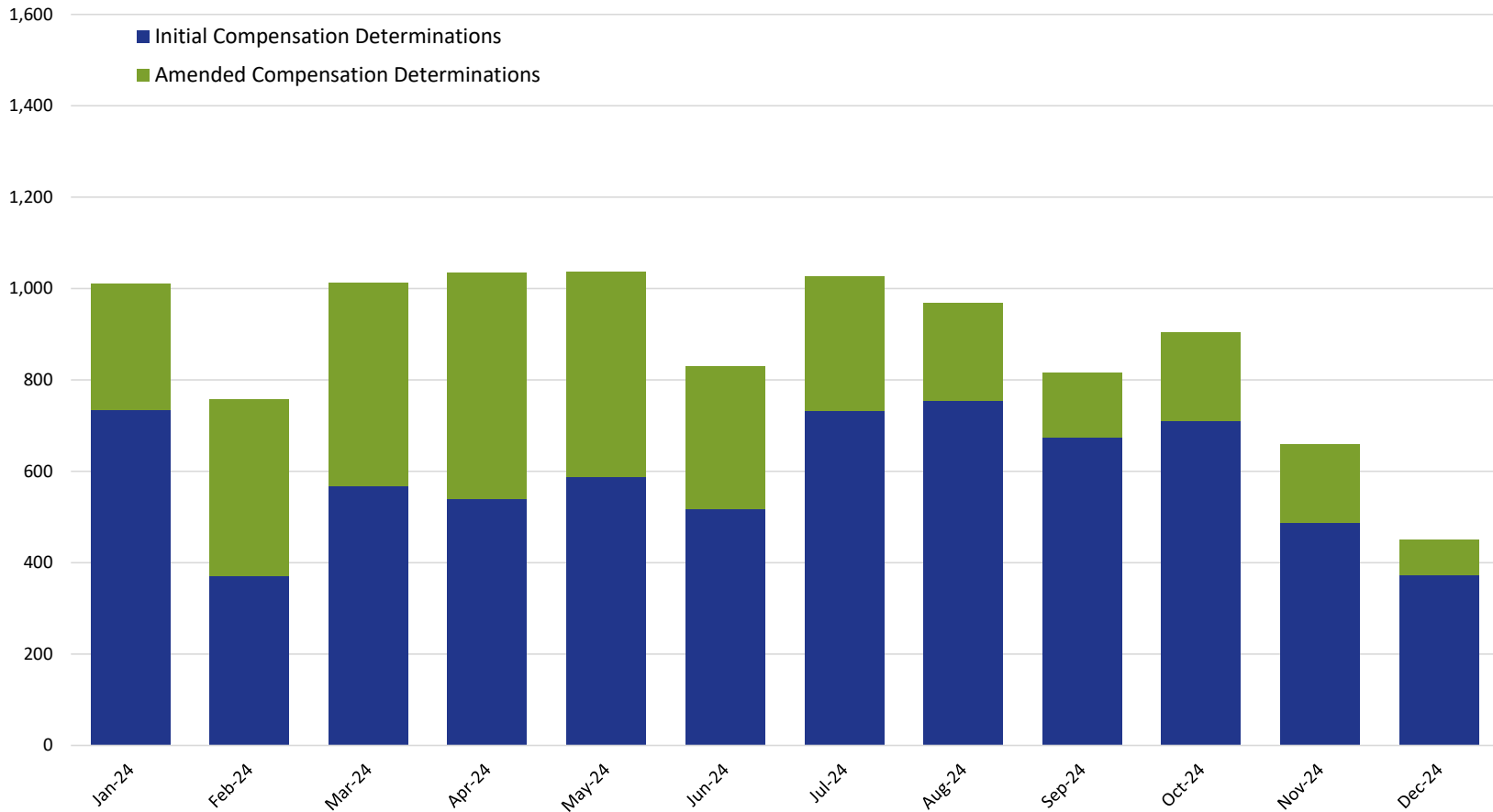
Eligibility



	2024	2024	2024	2024	2024	2024	2024	2024	2024	2024	2024	2024
	Jan	Feb	Mar	Apr	May	Jun	Jul	Aug	Sep	Oct	Nov	Dec
Approved Eligibility Determinations	59,461	59,857	60,401	60,908	61,526	62,014	62,596	63,281	63,887	64,582	65,081	65,659
Procedural Denials	15,119	15,227	15,282	15,567	15,708	15,825	15,917	16,008	16,102	16,254	16,423	16,572
Procedural Denials Returned for Review	901	969	989	1,188	1,360	1,556	1,670	1,736	1,770	1,843	1,907	1,952
Substantive Denials	1,626	1,643	1,668	1,695	1,737	1,770	1,796	1,821	1,834	1,886	1,929	2,005
Substantive Denials Returned for Review	656	734	797	852	914	981	1,055	1,115	1,125	1,225	1,265	1,292

VCF Program Statistics As of December 31, 2024

Compensation Determinations by Month: Initial & Amended

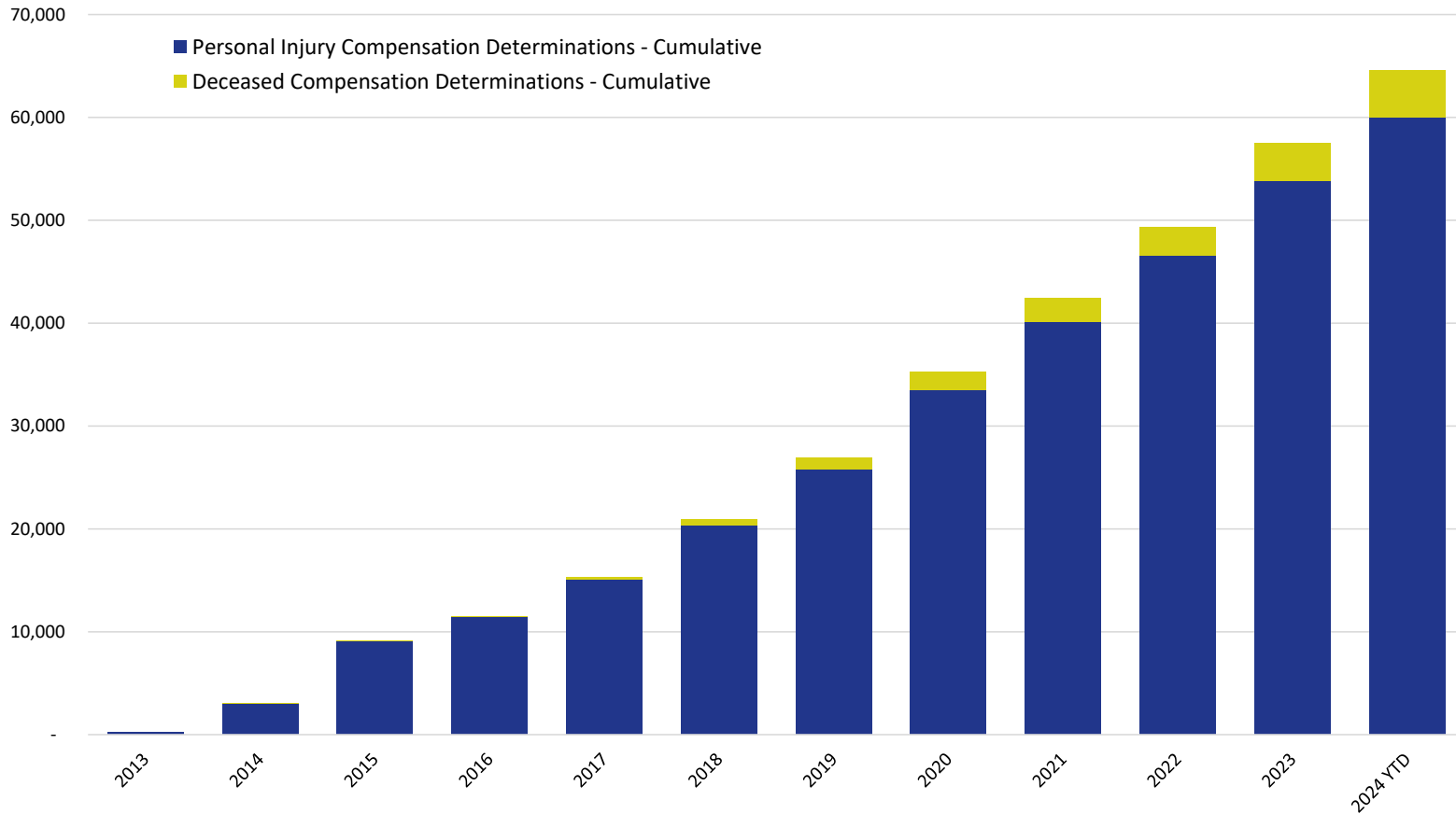


	2024	2024	2024	2024	2024	2024	2024	2024	2024	2024	2024	2024
	Jan	Feb	Mar	Apr	May	Jun	Jul	Aug	Sep	Oct	Nov	Dec
Initial Compensation Determinations	735	372	568	539	587	517	732	755	675	711	488	373
Amended Compensation Determinations	277	386	445	496	449	312	294	213	141	194	171	77

NOTE: This chart includes only those compensation determinations for which the claimant has been notified by the VCF in writing of the amount of their award. Once a claimant is notified, the determination is counted on this chart, but it is reflected in the month in which the award was finalized and deemed ready for final quality checks, not in the month in which the claimant was notified. The VCF process includes a series of quality checks that are completed before a claimant is notified. These quality checks may take several weeks or longer. This means that there are claims for which substantive review has been completed but they are not counted on this chart because the claimant has not yet been notified of the award. This also means that the monthly numbers shown here for prior months will change from one report to the next as claims completed in earlier months finish the quality check process and claimants are notified.

VCF Program Statistics As of December 31, 2024

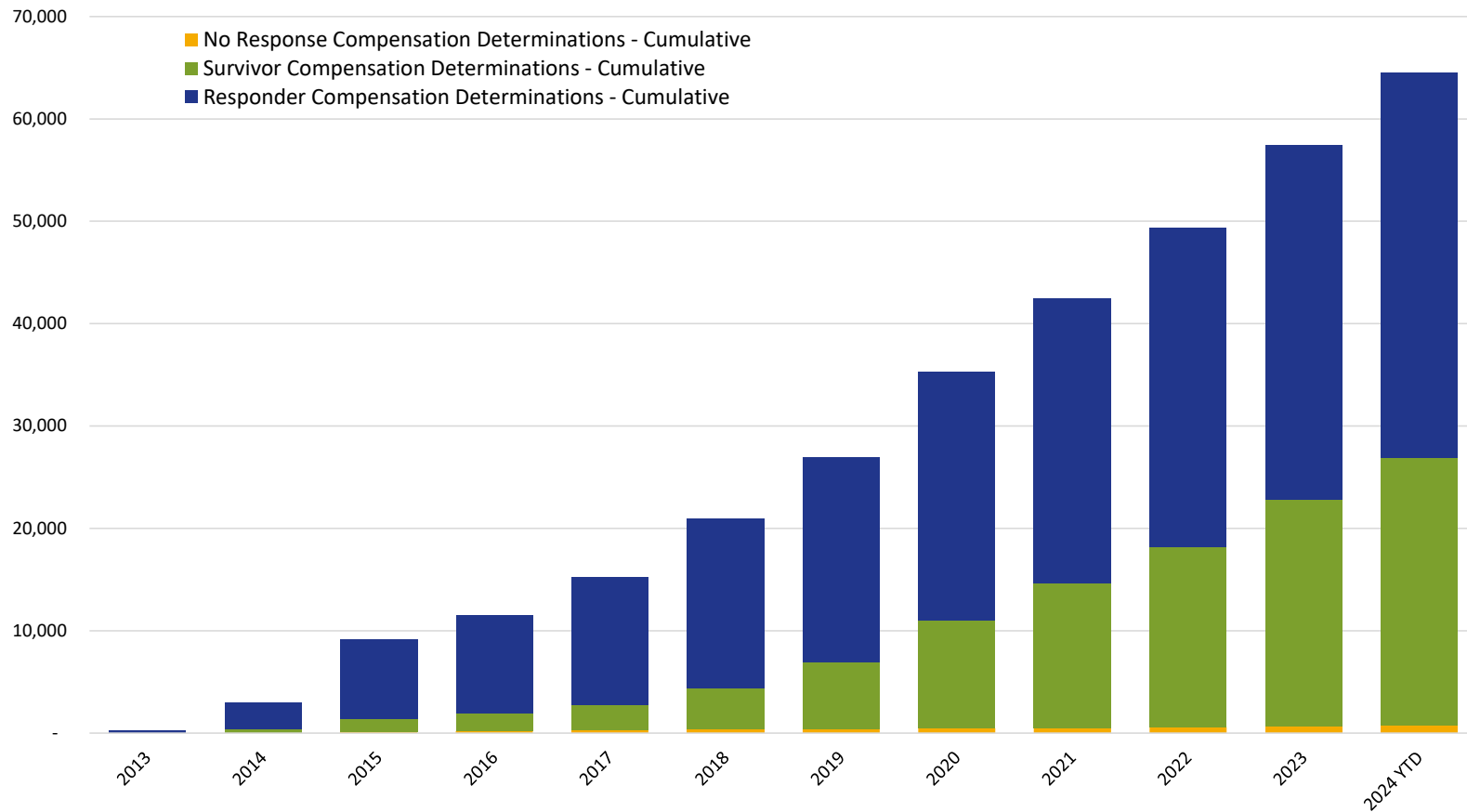
Cumulative Claims with Compensation Determinations Personal Injury & Deceased



	2013	2014	2015	2016	2017	2018	2019	2020	2021	2022	2023	2024 YTD
Personal Injury Compensation Determinations - Cumulative	225	3,000	9,110	11,470	15,057	20,332	25,796	33,477	40,151	46,582	53,818	59,987
Deceased Compensation Determinations - Cumulative	-	7	20	55	181	579	1,136	1,786	2,289	2,799	3,644	4,527

VCF Program Statistics As of December 31, 2024

Cumulative Claims with Compensation Determinations Responder & Survivor



	2013	2014	2015	2016	2017	2018	2019	2020	2021	2022	2023	2024 YTD
Responder Compensation Determinations - Cumulative	218	2,580	7,739	9,595	12,491	16,512	20,032	24,269	27,826	31,170	34,615	37,634
Survivor Compensation Determinations - Cumulative	6	402	1,261	1,737	2,462	4,029	6,458	10,521	14,088	17,618	22,175	26,143
No Response Compensation Determinations - Cumulative	1	25	130	193	285	370	442	473	526	593	672	737