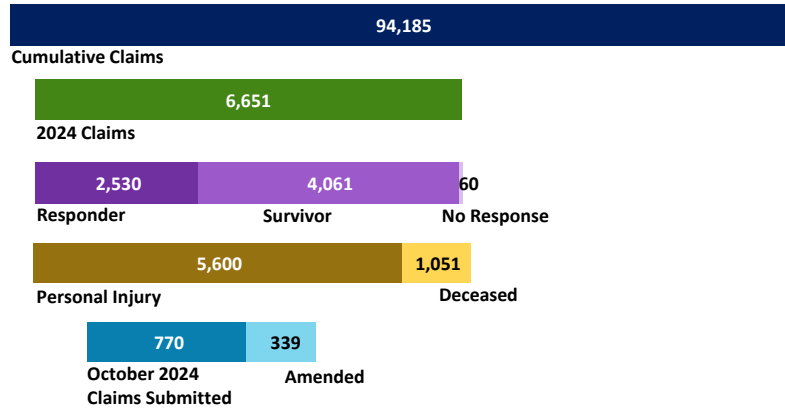


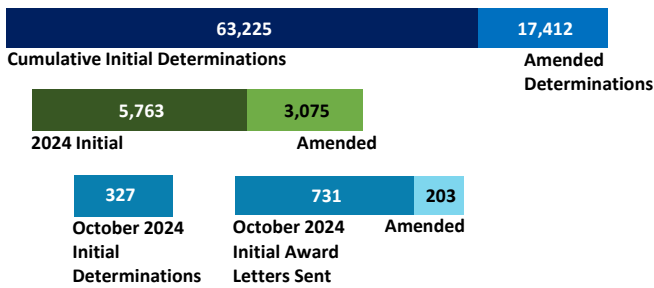
# VCF Program Statistics As of October 31, 2024

## VCF At-A-Glance


### CLAIMS SUBMITTED



### DETERMINATIONS RENDERED



### DOLLARS AWARDED



## Claim Review Timeline\*

Claims submitted prior to July 2023 are currently receiving award decisions.

Claims submitted prior to August 2023 are currently in substantive review.

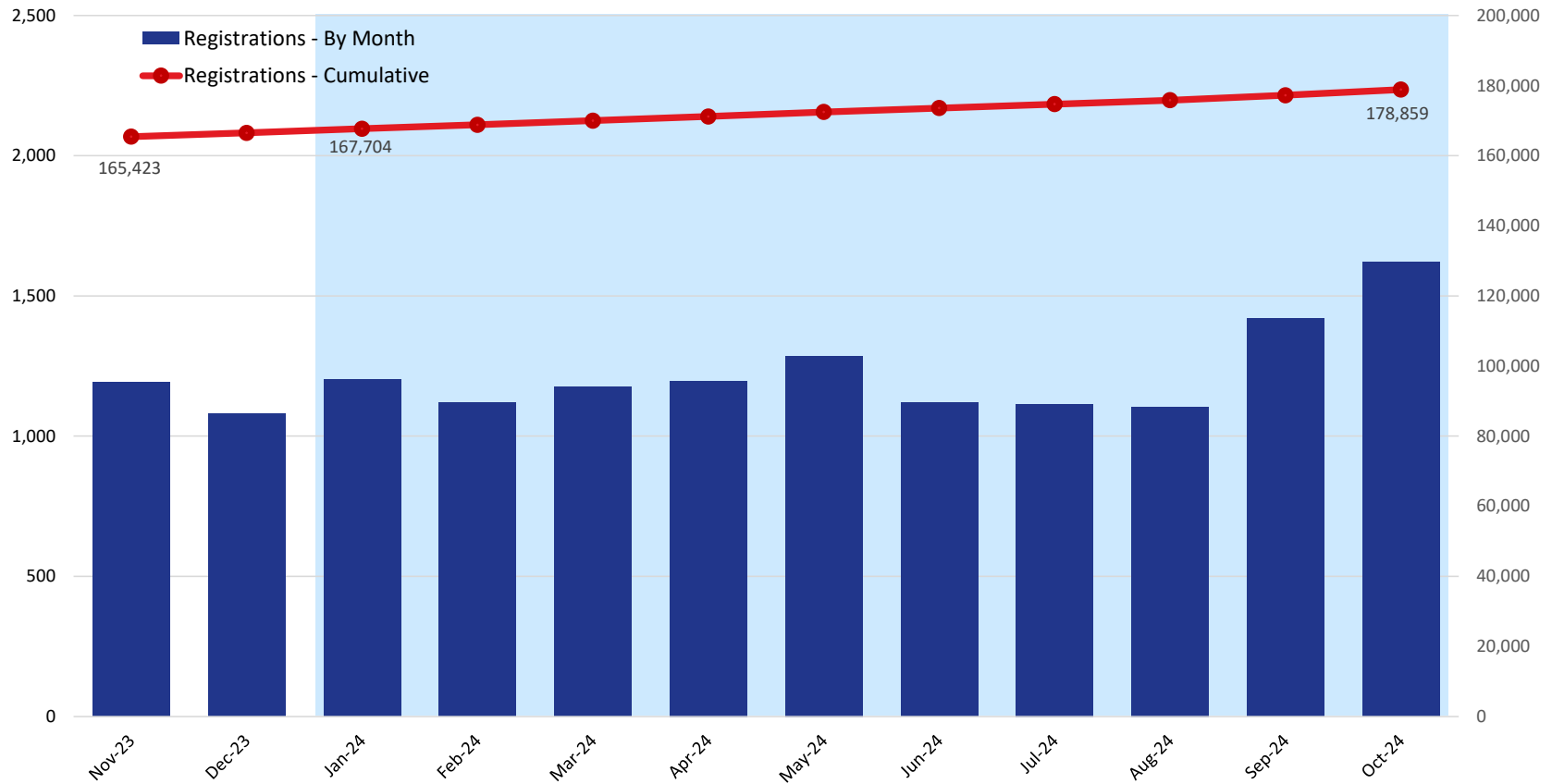
Claims submitted in September - December 2023 will come under substantive review soon.

Claims submitted prior to January 2024 are in preliminary review.

\* This timeline applies only to claims that are submitted in good order, meaning they have the required documents the VCF needs in order to determine the claimant's eligibility and calculate the award. Claims that are made inactive or placed on hold because they were not submitted with the required documents take significantly longer to review and are not reflected in this timeline.

## VCF Program Statistics As of October 31, 2024

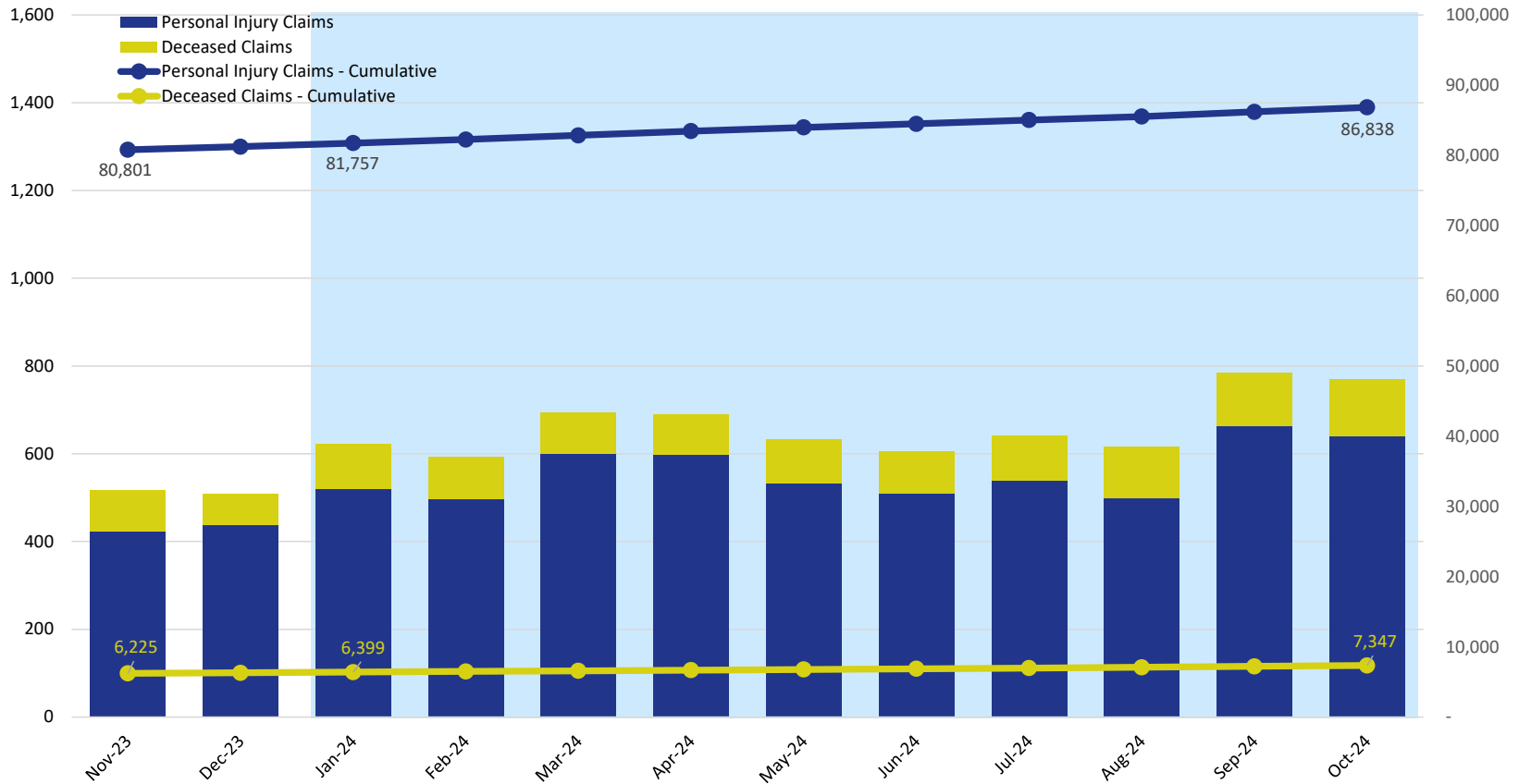
### Unique Registrations



	2023		2024									
	Nov	Dec	Jan	Feb	Mar	Apr	May	Jun	Jul	Aug	Sep	Oct
Registrations - By Month	1,192	1,079	1,202	1,119	1,175	1,197	1,286	1,119	1,115	1,105	1,419	1,620
Registrations - Cumulative	165,423	166,502	167,704	168,823	169,998	171,195	172,481	173,600	174,715	175,820	177,239	178,859

## VCF Program Statistics As of October 31, 2024

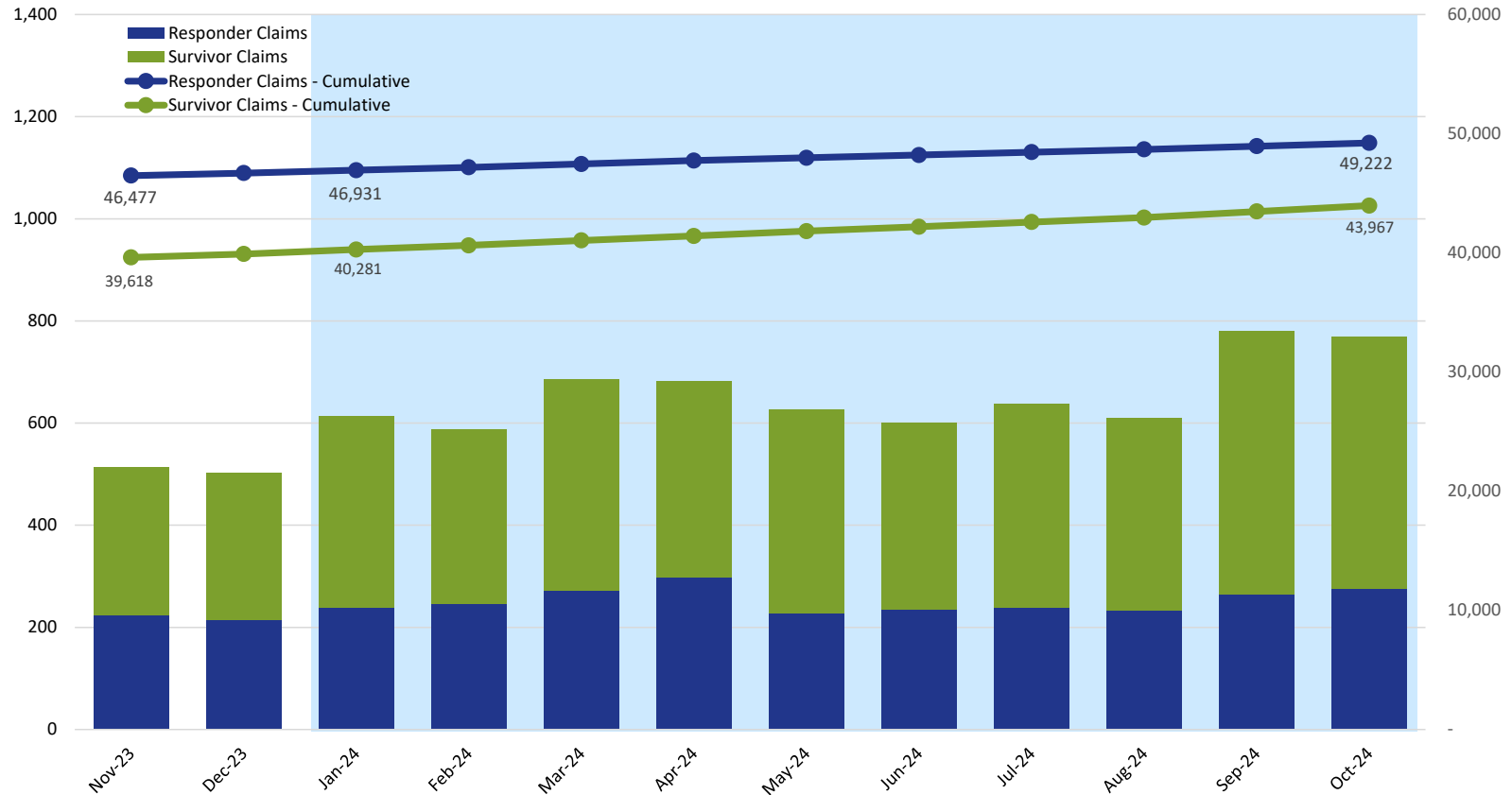
### Claims Submitted by Month: Personal Injury & Deceased



	2023		2024									
	Nov	Dec	Jan	Feb	Mar	Apr	May	Jun	Jul	Aug	Sep	Oct
Personal Injury Claims	424	437	519	498	601	598	533	509	539	500	663	640
Deceased Claims	94	71	103	95	93	91	100	97	103	117	122	130
Unknown Claims	-	-	-	-	-	-	-	-	-	-	-	-
Claims - Cumulative	87,026	87,534	88,156	88,749	89,443	90,132	90,765	91,371	92,013	92,630	93,415	94,185

## VCF Program Statistics As of October 31, 2024

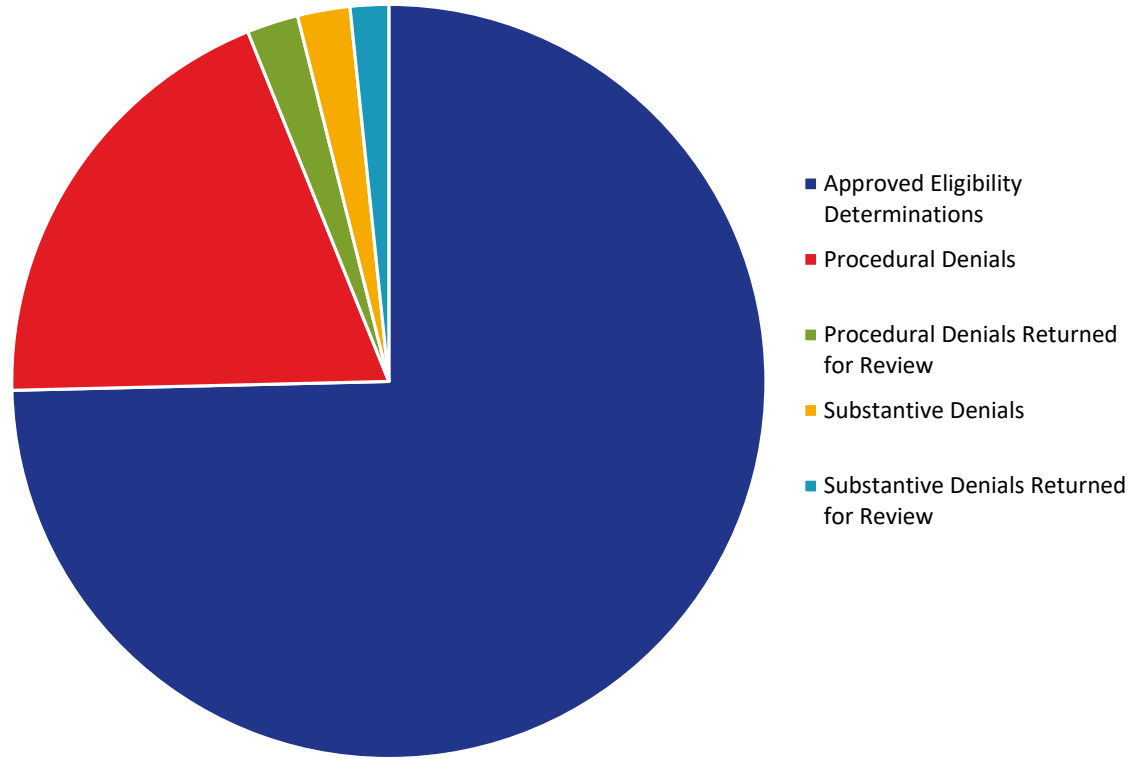
### Claims Submitted by Month: Responder & Survivor



	2023		2024									
	Nov	Dec	Jan	Feb	Mar	Apr	May	Jun	Jul	Aug	Sep	Oct
Responder Claims	225	215	239	246	273	298	227	236	238	234	264	275
Survivor Claims	289	288	375	341	413	384	399	365	400	376	515	493
No Response Claims	4	5	8	6	8	7	7	5	4	7	6	2
Claims - Cumulative	87,026	87,534	88,156	88,749	89,443	90,132	90,765	91,371	92,013	92,630	93,415	94,185

## VCF Program Statistics As of October 31, 2024

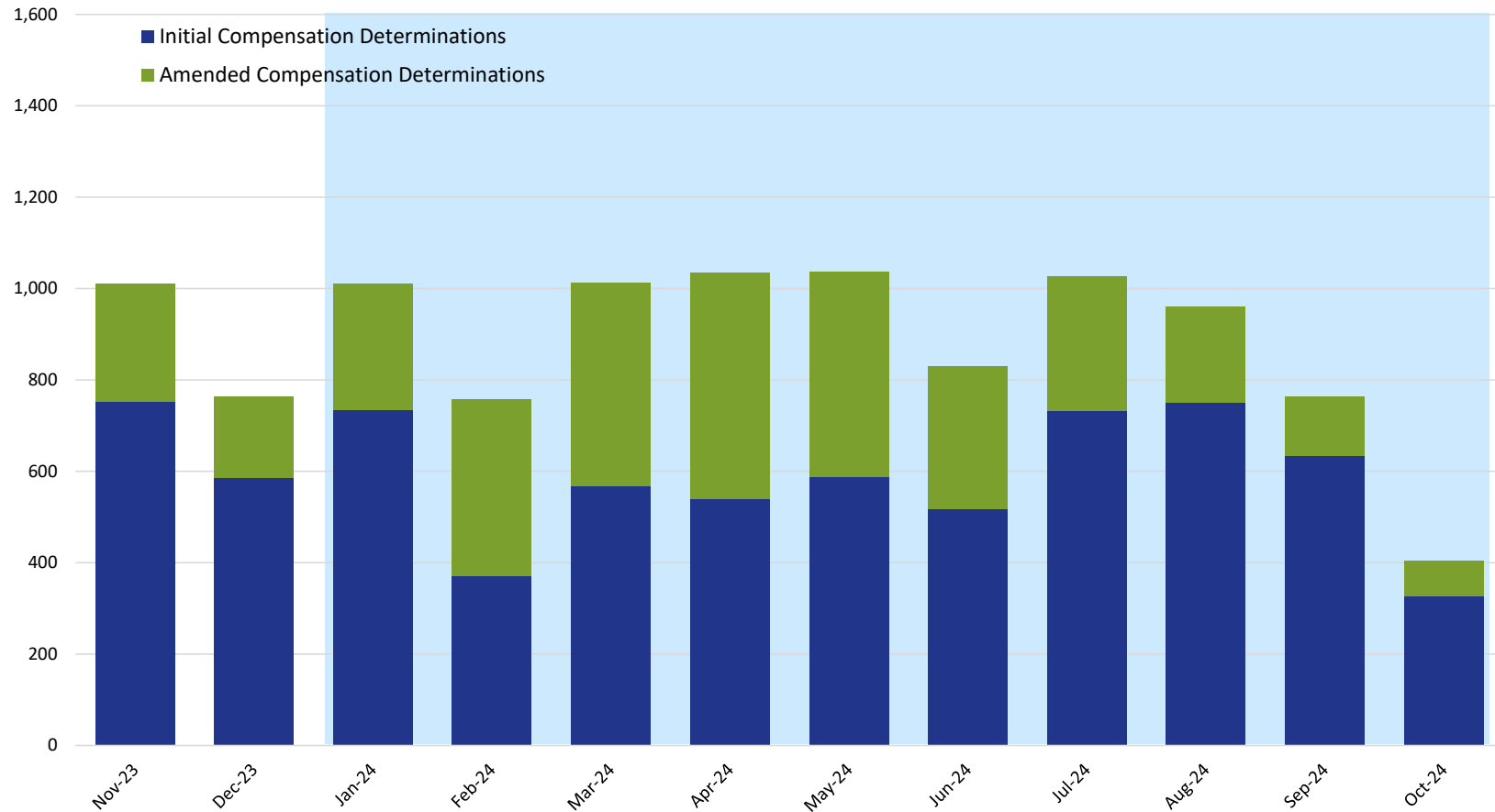
Eligibility



	2023		2024									
	Nov	Dec	Jan	Feb	Mar	Apr	May	Jun	Jul	Aug	Sep	Oct
Approved Eligibility Determinations	58,216	58,748	59,461	59,857	60,401	60,908	61,526	62,014	62,596	63,281	63,887	64,582
Procedural Denials	15,074	15,228	15,378	15,493	15,552	15,856	16,018	16,165	16,276	16,379	16,479	16,678
Procedural Denials Returned for Review	969	1,031	1,080	1,143	1,159	1,344	1,497	1,665	1,766	1,824	1,860	1,911
Substantive Denials	1,568	1,588	1,635	1,652	1,678	1,706	1,751	1,783	1,811	1,833	1,847	1,945
Substantive Denials Returned for Review	687	750	884	964	1,026	1,082	1,142	1,210	1,285	1,350	1,365	1,426

## VCF Program Statistics As of October 31, 2024

### Compensation Determinations by Month: Initial & Amended

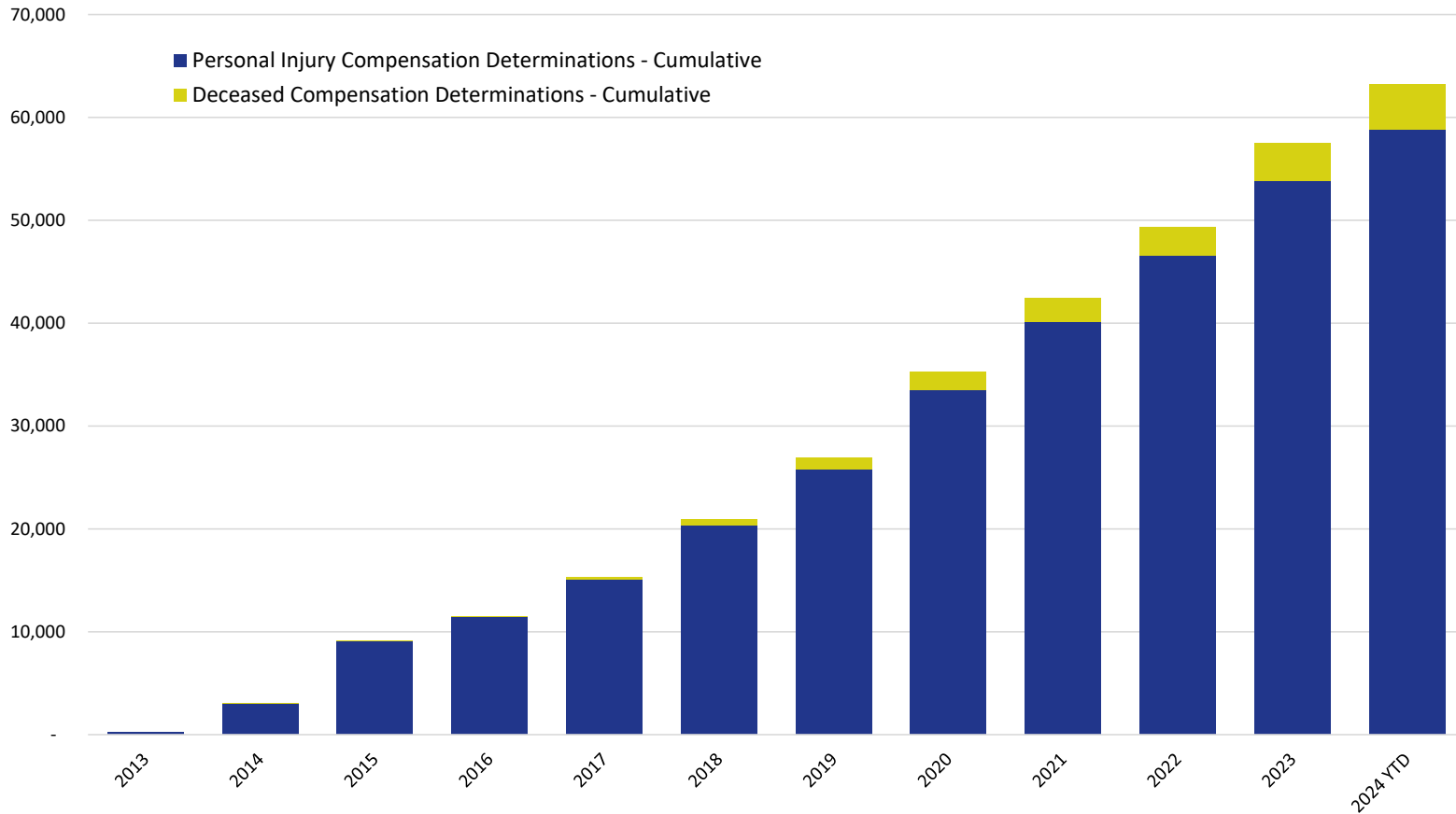


	2023		2024									
	Nov	Dec	Jan	Feb	Mar	Apr	May	Jun	Jul	Aug	Sep	Oct
Initial Compensation Determinations	753	586	735	372	568	539	587	517	732	751	635	327
Amended Compensation Determinations	258	177	277	386	445	496	449	312	294	209	129	78

**NOTE:** This chart includes only those compensation determinations for which the claimant has been notified by the VCF in writing of the amount of their award. Once a claimant is notified, the determination is counted on this chart, but it is reflected in the month in which the award was finalized and deemed ready for final quality checks, not in the month in which the claimant was notified. The VCF process includes a series of quality checks that are completed before a claimant is notified. These quality checks may take several weeks or longer. This means that there are claims for which substantive review has been completed but they are not counted on this chart because the claimant has not yet been notified of the award. This also means that the monthly numbers shown here for prior months will change from one report to the next as claims completed in earlier months finish the quality check process and claimants are notified.

## VCF Program Statistics As of October 31, 2024

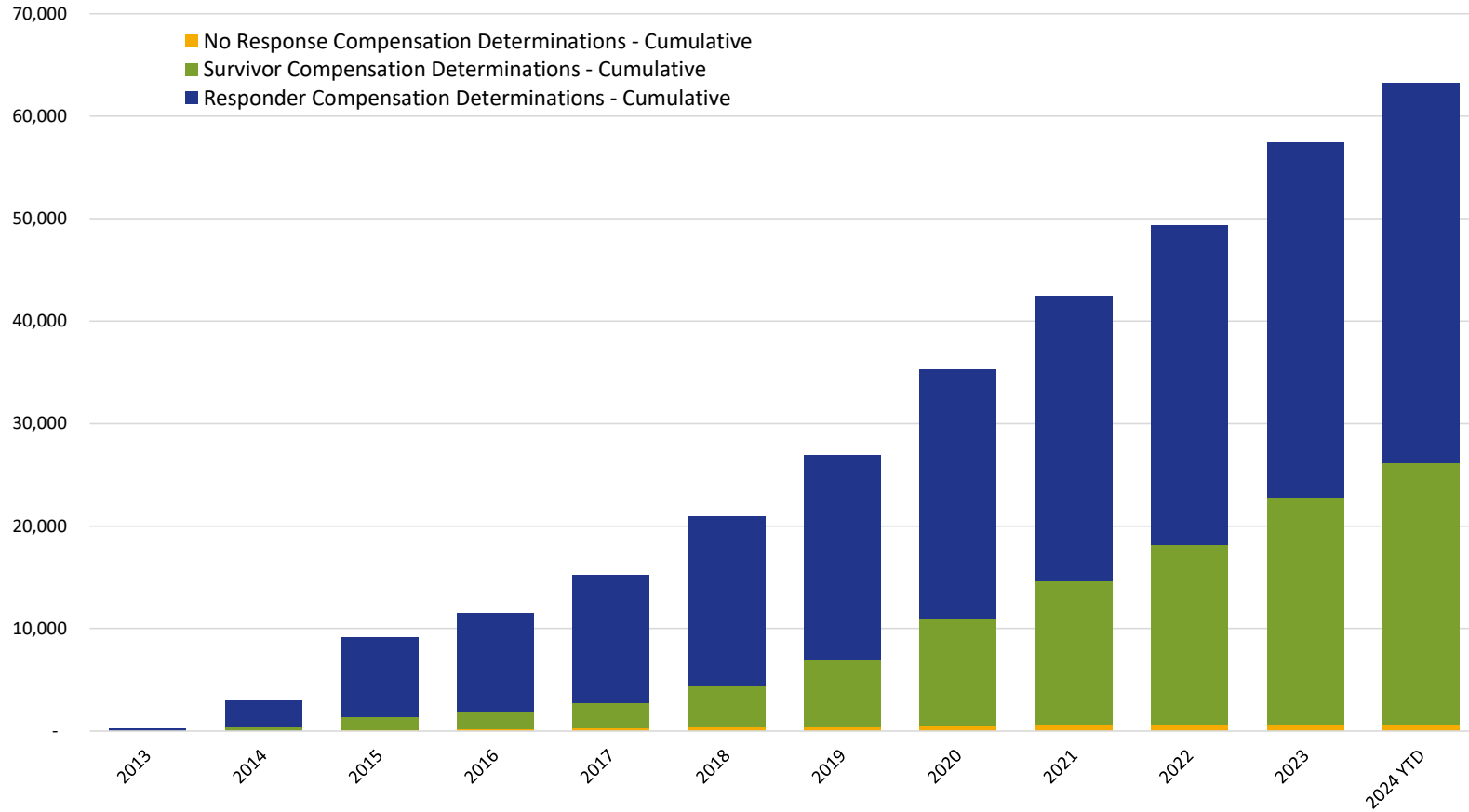
### Cumulative Claims with Compensation Determinations Personal Injury & Deceased



	2013	2014	2015	2016	2017	2018	2019	2020	2021	2022	2023	2024 YTD
Personal Injury Compensation Determinations - Cumulative	225	3,000	9,110	11,470	15,057	20,332	25,796	33,477	40,151	46,582	53,818	58,828
Deceased Compensation Determinations - Cumulative	-	7	20	55	181	579	1,136	1,786	2,289	2,799	3,644	4,397

## VCF Program Statistics As of October 31, 2024

### Cumulative Claims with Compensation Determinations Responder & Survivor



	2013	2014	2015	2016	2017	2018	2019	2020	2021	2022	2023	2024 YTD
Responder Compensation Determinations - Cumulative	218	2,580	7,739	9,595	12,491	16,512	20,032	24,269	27,826	31,170	34,615	37,083
Survivor Compensation Determinations - Cumulative	6	402	1,261	1,737	2,462	4,029	6,458	10,521	14,088	17,618	22,175	25,414
No Response Compensation Determinations - Cumulative	1	25	130	193	285	370	442	473	526	593	672	728