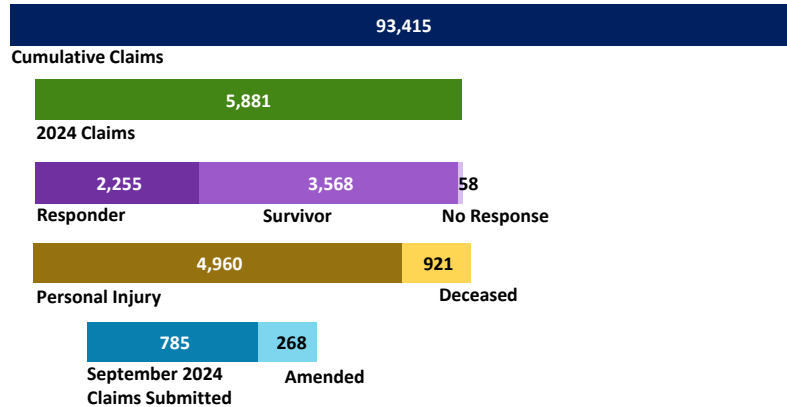


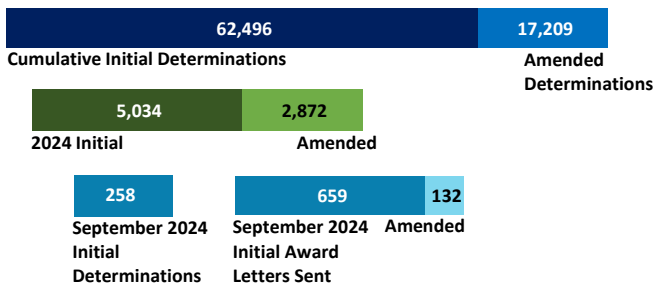
# VCF Program Statistics As of September 30, 2024

## VCF At-A-Glance


### CLAIMS SUBMITTED



### DETERMINATIONS RENDERED



### DOLLARS AWARDED



## Claim Review Timeline\*

Claims submitted prior to June 2023 are currently receiving award decisions.

Claims submitted prior to July 2023 are currently in substantive review.

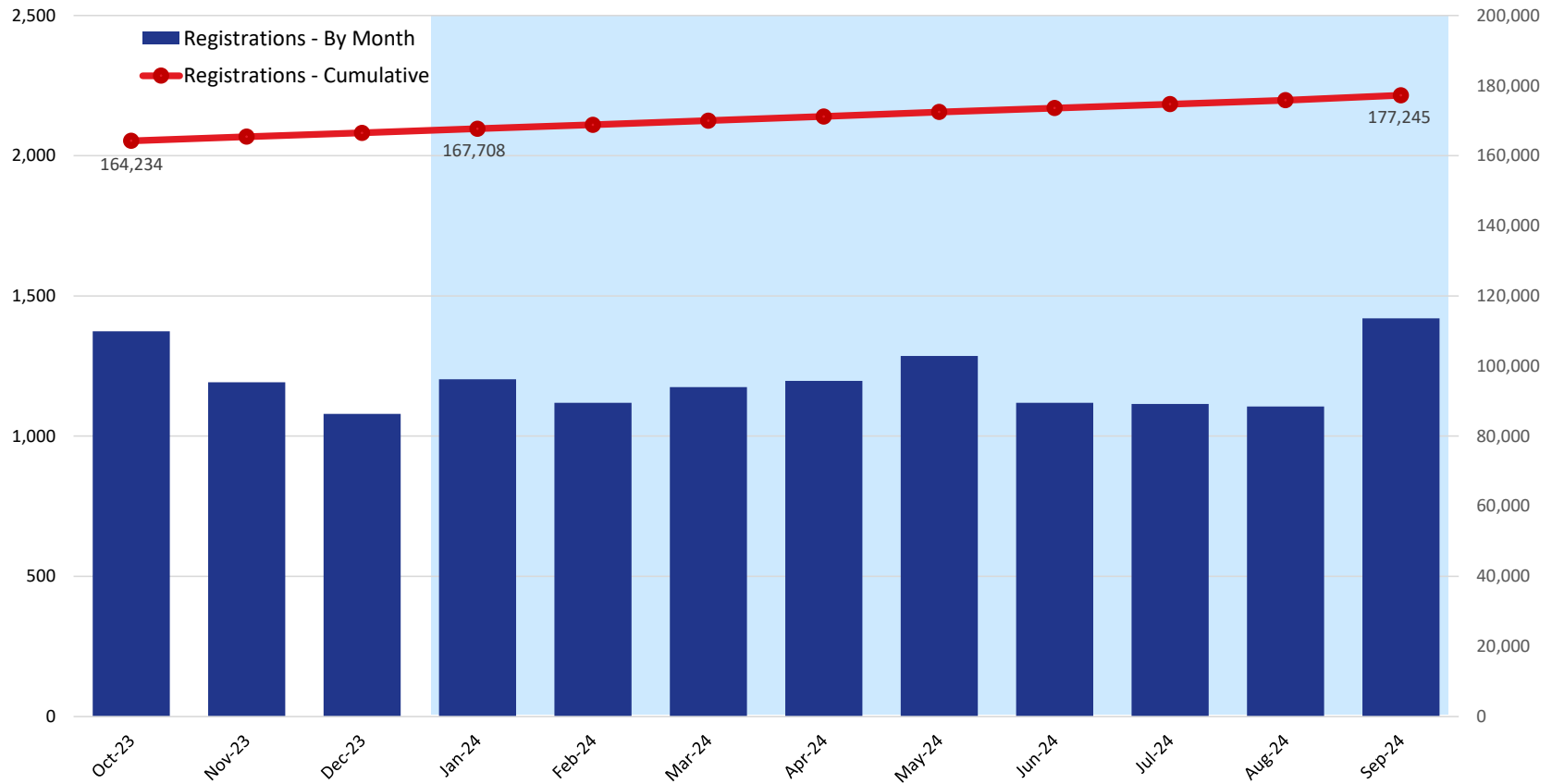
Claims submitted in August - November 2023 will come under substantive review soon.

Claims submitted prior to December 2023 are in preliminary review.

\* This timeline applies only to claims that are submitted in good order, meaning they have the required documents the VCF needs in order to determine the claimant's eligibility and calculate the award. Claims that are made inactive or placed on hold because they were not submitted with the required documents take significantly longer to review and are not reflected in this timeline.

## VCF Program Statistics As of September 30, 2024

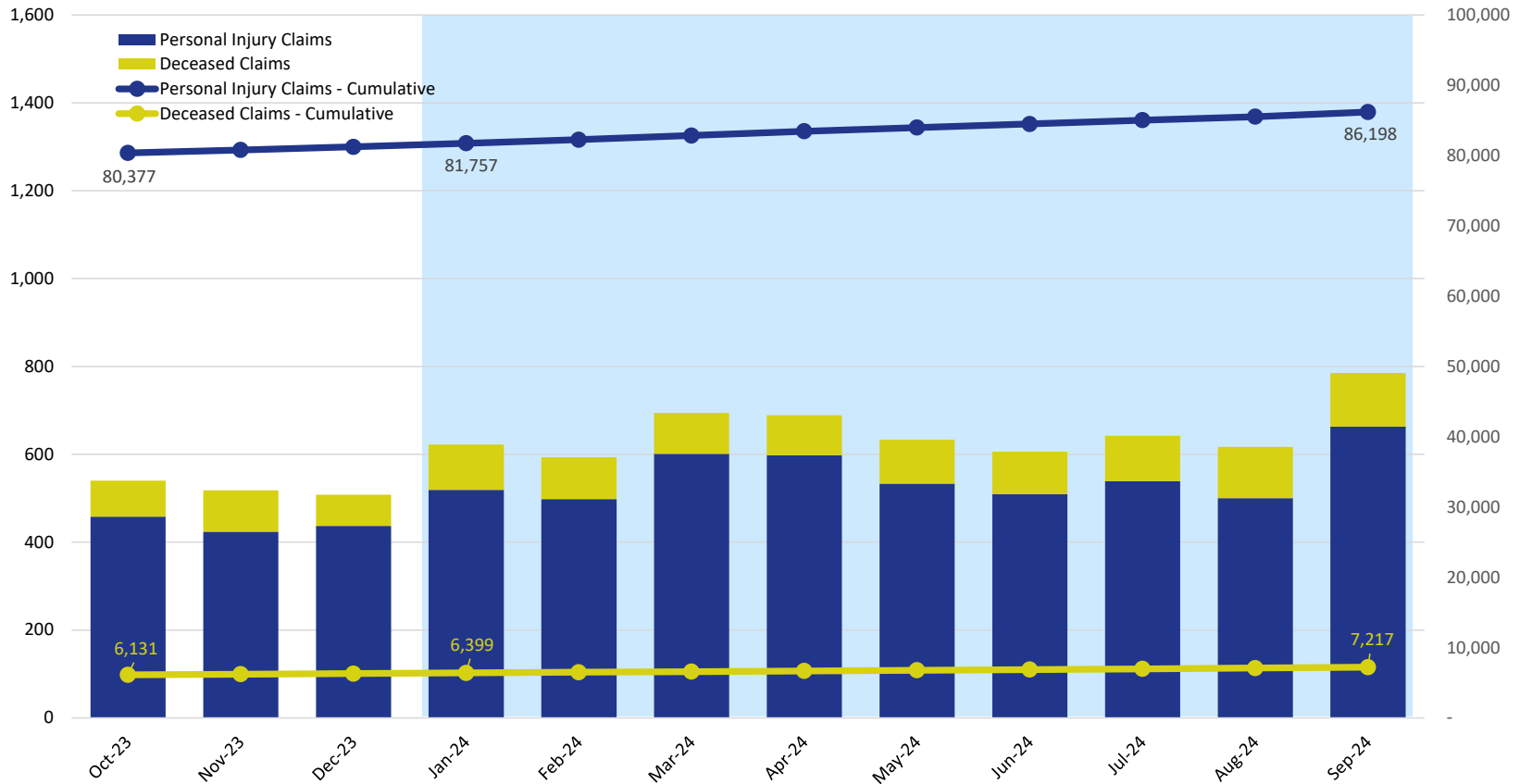
### Unique Registrations



	2023			2024								
	Oct	Nov	Dec	Jan	Feb	Mar	Apr	May	Jun	Jul	Aug	Sep
Registrations - By Month	1,374	1,192	1,079	1,203	1,119	1,175	1,197	1,286	1,119	1,115	1,106	1,420
Registrations - Cumulative	164,234	165,426	166,505	167,708	168,827	170,002	171,199	172,485	173,604	174,719	175,825	177,245

## VCF Program Statistics As of September 30, 2024

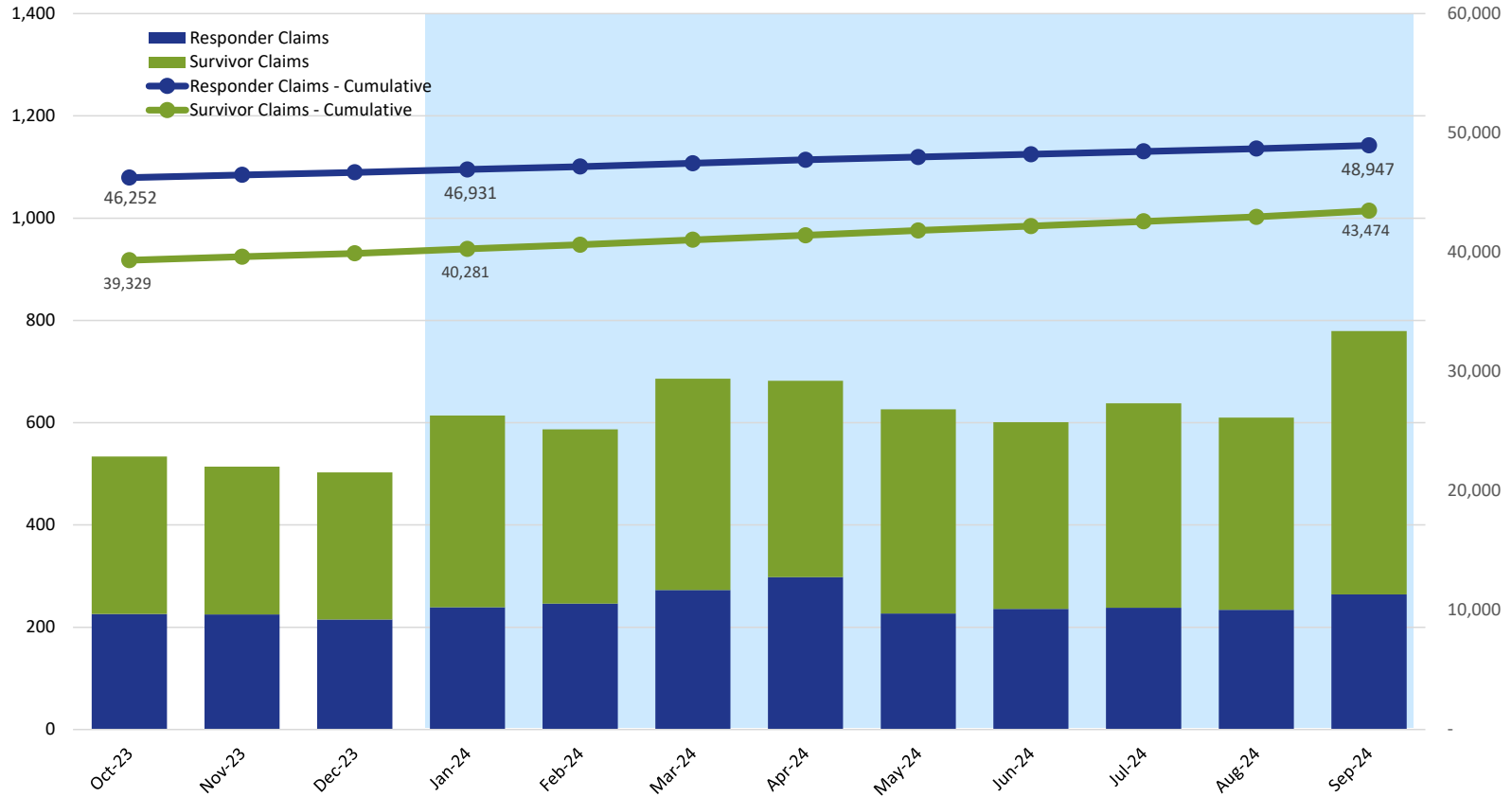
### Claims Submitted by Month: Personal Injury & Deceased



	2023			2024								
	Oct	Nov	Dec	Jan	Feb	Mar	Apr	May	Jun	Jul	Aug	Sep
Personal Injury Claims	458	424	437	519	498	601	598	533	509	539	500	663
Deceased Claims	82	94	71	103	95	93	91	100	97	103	117	122
Unknown Claims	-	-	-	-	-	-	-	-	-	-	-	-
Claims - Cumulative	86,508	87,026	87,534	88,156	88,749	89,443	90,132	90,765	91,371	92,013	92,630	93,415

## VCF Program Statistics As of September 30, 2024

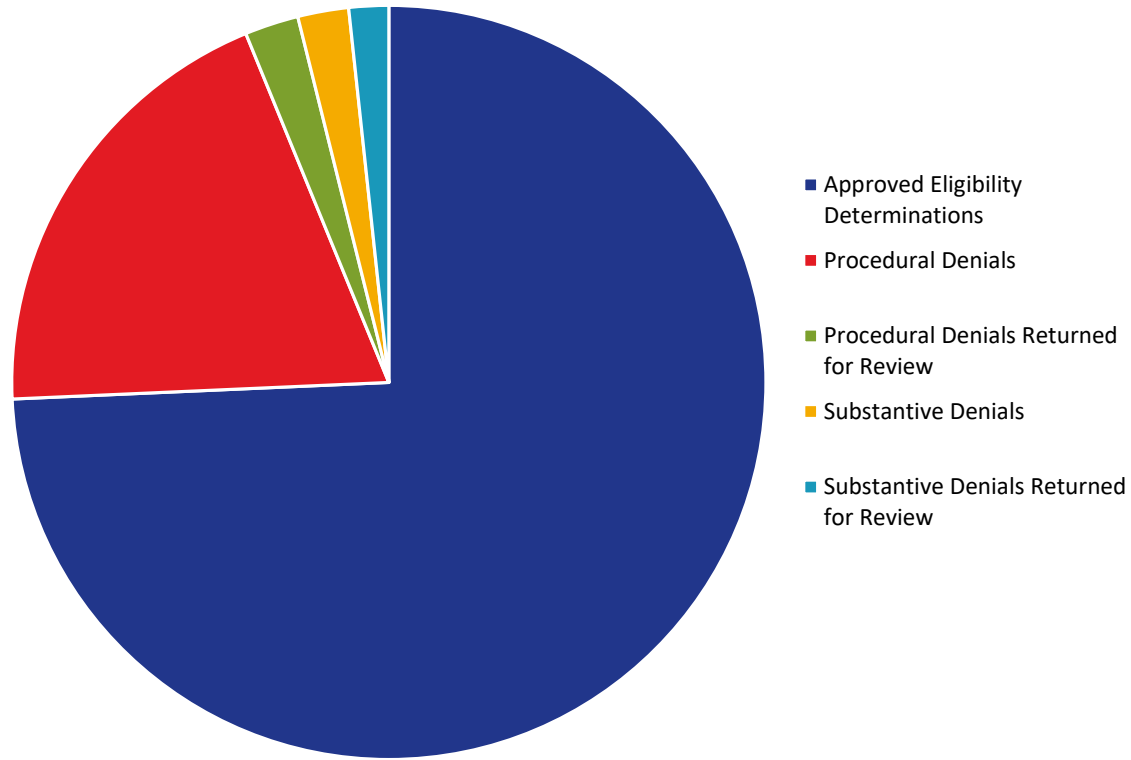
Claims Submitted by Month: Responder & Survivor



	2023			2024								
	Oct	Nov	Dec	Jan	Feb	Mar	Apr	May	Jun	Jul	Aug	Sep
Responder Claims	226	225	215	239	246	273	298	227	236	238	234	264
Survivor Claims	308	289	288	375	341	413	384	399	365	400	376	515
No Response Claims	6	4	5	8	6	8	7	7	5	4	7	6
Claims - Cumulative	86,508	87,026	87,534	88,156	88,749	89,443	90,132	90,765	91,371	92,013	92,630	93,415

## VCF Program Statistics As of September 30, 2024

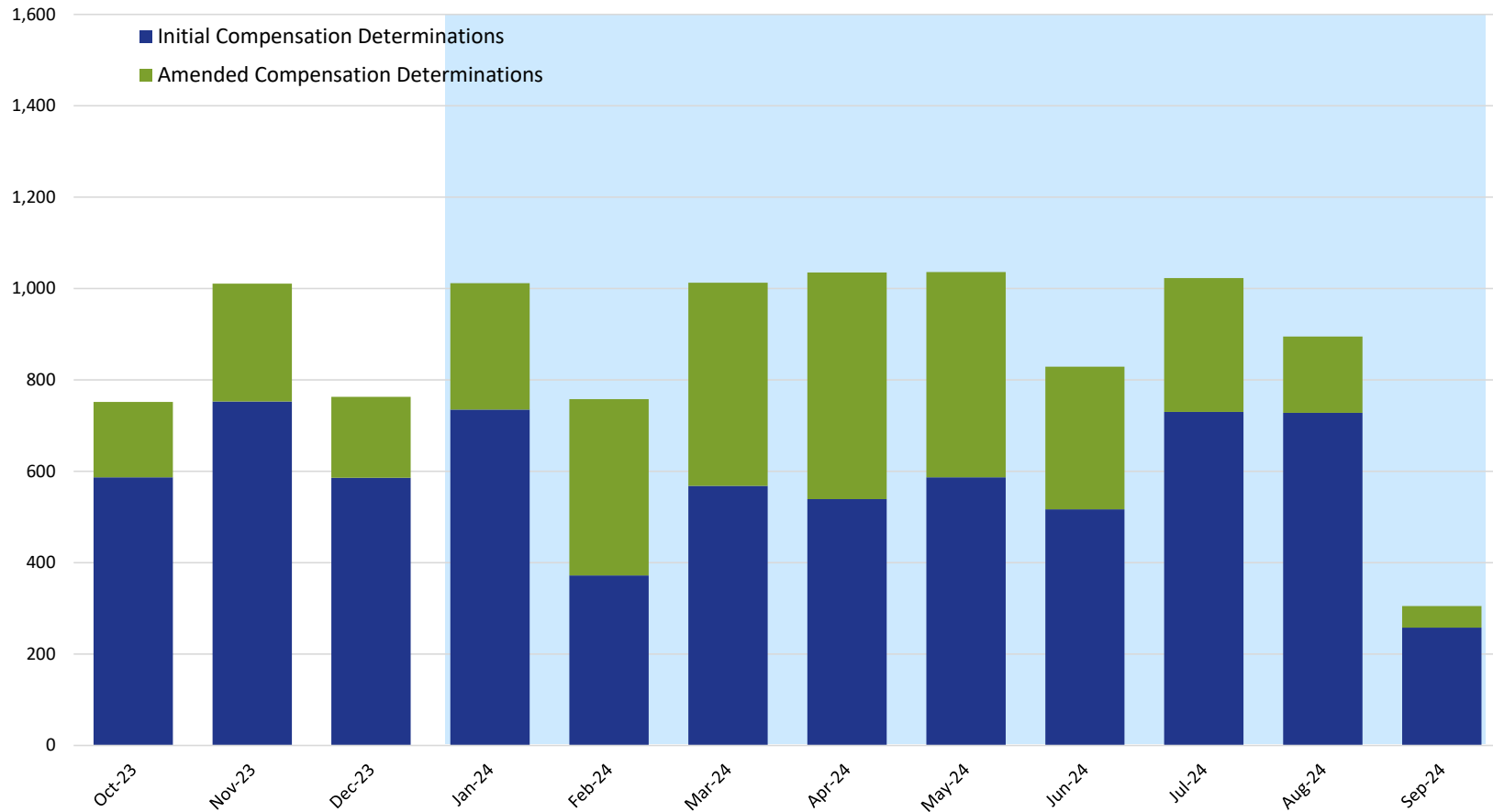
Eligibility



	2023			2024								
	Oct	Nov	Dec	Jan	Feb	Mar	Apr	May	Jun	Jul	Aug	Sep
Approved Eligibility Determinations	57,431	58,216	58,749	59,462	59,858	60,402	60,909	61,527	62,015	62,598	63,283	63,889
Procedural Denials	14,877	15,264	15,421	15,577	15,696	15,755	16,072	16,243	16,413	16,535	16,647	16,775
Procedural Denials Returned for Review	884	1,159	1,222	1,270	1,331	1,348	1,521	1,665	1,813	1,905	1,966	1,985
Substantive Denials	1,557	1,582	1,602	1,649	1,667	1,694	1,722	1,766	1,799	1,827	1,847	1,875
Substantive Denials Returned for Review	707	784	848	982	1,062	1,124	1,182	1,243	1,313	1,392	1,463	1,465

## VCF Program Statistics As of September 30, 2024

### Compensation Determinations by Month: Initial & Amended

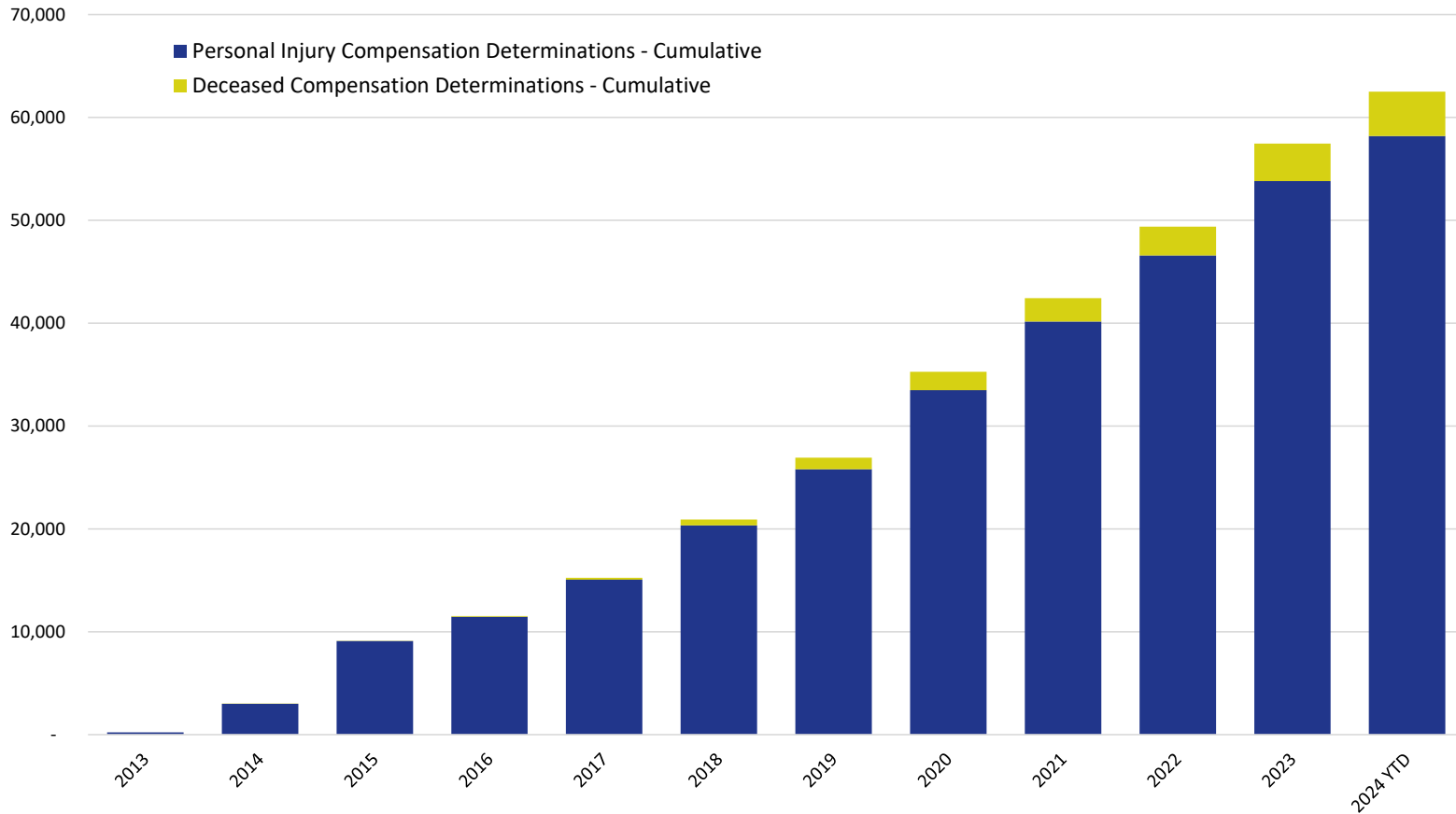


	2023			2024								
	Oct	Nov	Dec	Jan	Feb	Mar	Apr	May	Jun	Jul	Aug	Sep
Initial Compensation Determinations	587	753	586	735	372	568	539	587	517	730	728	258
Amended Compensation Determinations	165	258	177	277	386	445	496	449	312	293	167	47

**NOTE:** This chart includes only those compensation determinations for which the claimant has been notified by the VCF in writing of the amount of their award. Once a claimant is notified, the determination is counted on this chart, but it is reflected in the month in which the award was finalized and deemed ready for final quality checks, not in the month in which the claimant was notified. The VCF process includes a series of quality checks that are completed before a claimant is notified. These quality checks may take several weeks or longer. This means that there are claims for which substantive review has been completed but they are not counted on this chart because the claimant has not yet been notified of the award. This also means that the monthly numbers shown here for prior months will change from one report to the next as claims completed in earlier months finish the quality check process and claimants are notified.

## VCF Program Statistics As of September 30, 2024

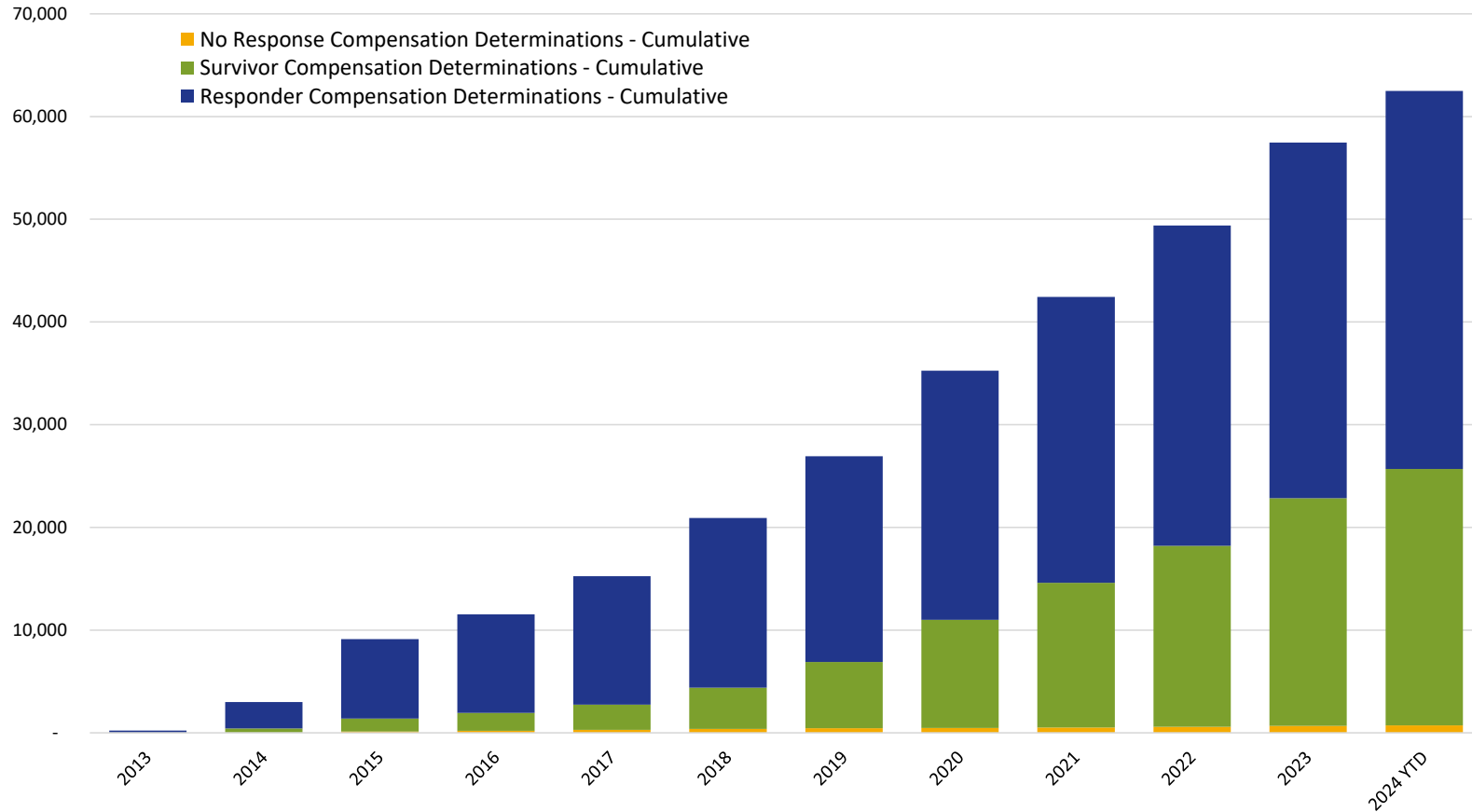
### Cumulative Claims with Compensation Determinations Personal Injury & Deceased



	2013	2014	2015	2016	2017	2018	2019	2020	2021	2022	2023	2024 YTD
Personal Injury Compensation Determinations - Cumulative	225	3,000	9,110	11,470	15,057	20,332	25,796	33,477	40,151	46,582	53,818	58,196
Deceased Compensation Determinations - Cumulative	-	7	20	55	181	579	1,136	1,786	2,289	2,799	3,644	4,300

## VCF Program Statistics As of September 30, 2024

### Cumulative Claims with Compensation Determinations Responder & Survivor



	2013	2014	2015	2016	2017	2018	2019	2020	2021	2022	2023	2024 YTD
Responder Compensation Determinations - Cumulative	218	2,580	7,739	9,595	12,491	16,512	20,032	24,269	27,826	31,170	34,615	36,800
Survivor Compensation Determinations - Cumulative	6	402	1,261	1,737	2,462	4,029	6,458	10,521	14,088	17,618	22,175	24,976
No Response Compensation Determinations - Cumulative	1	25	130	193	285	370	442	473	526	593	672	720