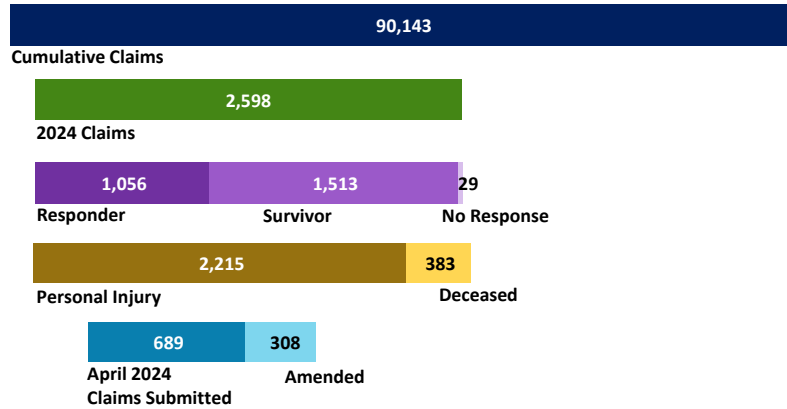


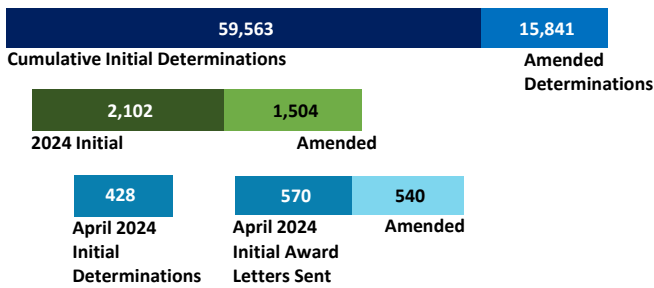
VCF Program Statistics As of April 30, 2024

VCF At-A-Glance

CLAIMS SUBMITTED



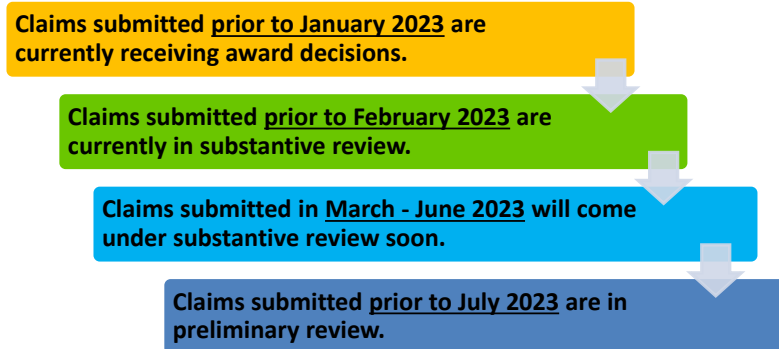
DETERMINATIONS RENDERED



DOLLARS AWARDED



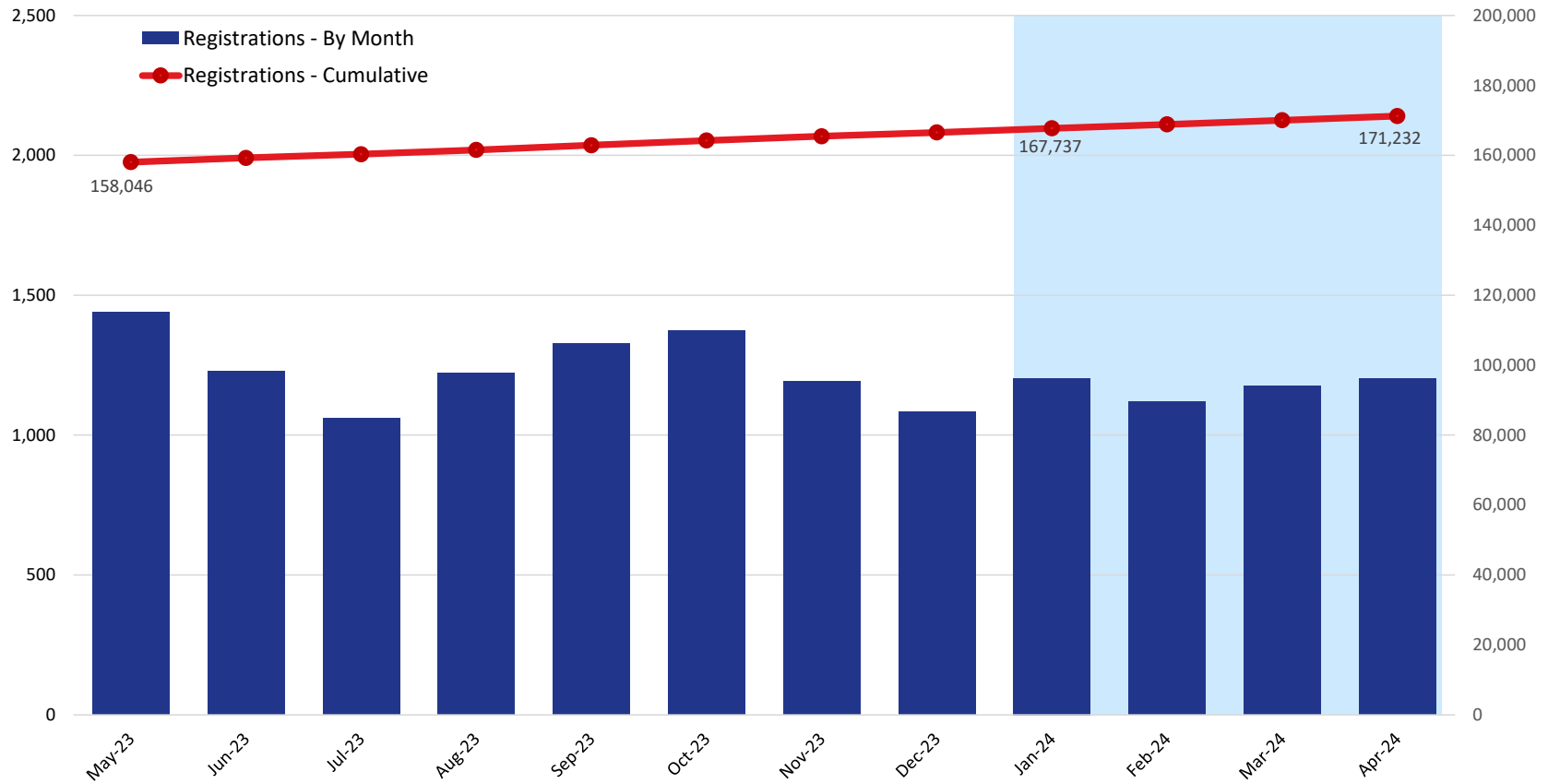
Claim Review Timeline*



* This timeline applies only to claims that are submitted in good order, meaning they have the required documents the VCF needs in order to determine the claimant's eligibility and calculate the award. Claims that are made inactive or placed on hold because they were not submitted with the required documents take significantly longer to review and are not reflected in this timeline.

VCF Program Statistics As of April 30, 2024

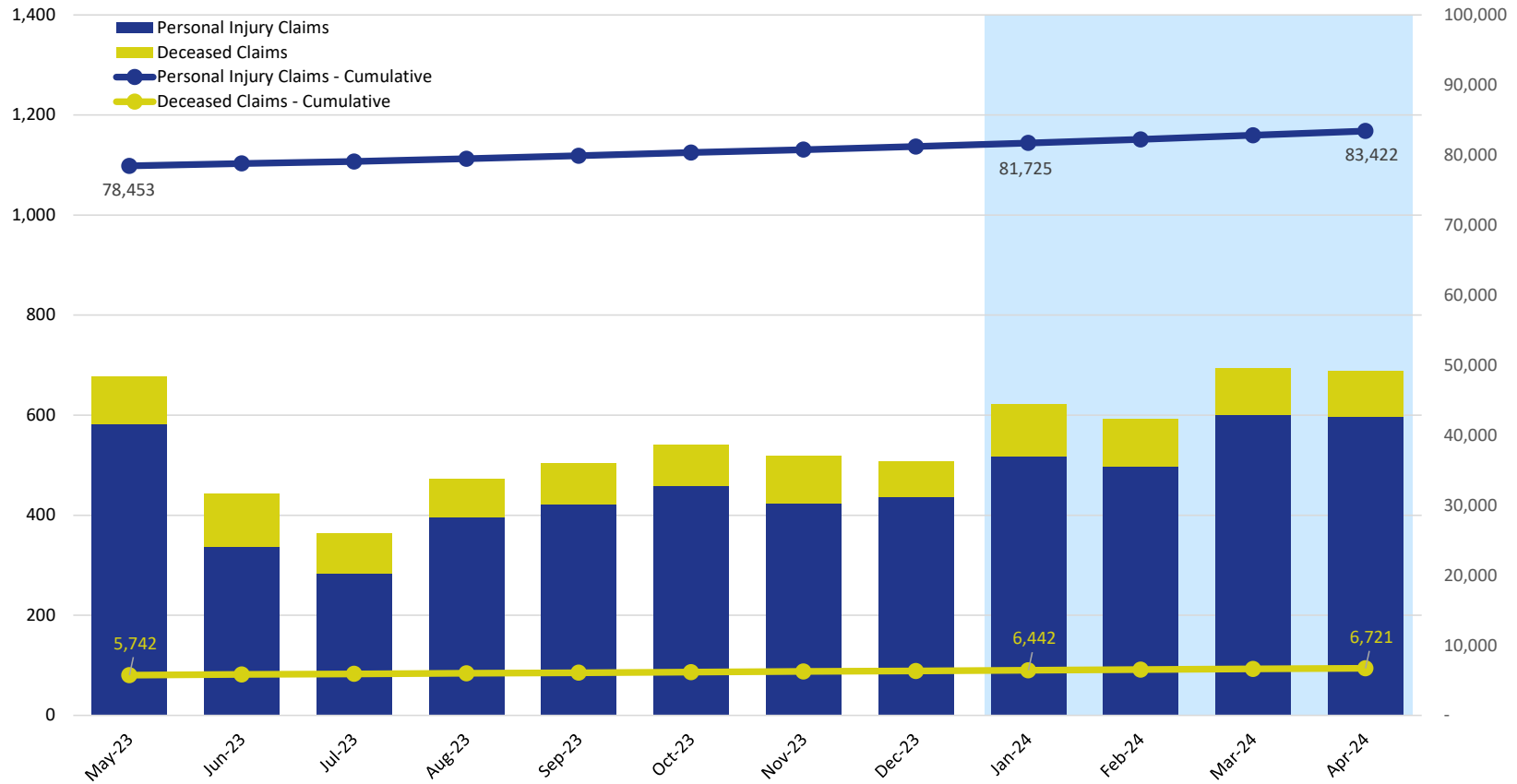
Unique Registrations



	2023								2024			
	May	Jun	Jul	Aug	Sep	Oct	Nov	Dec	Jan	Feb	Mar	Apr
Registrations - By Month	1,439	1,228	1,060	1,221	1,327	1,375	1,193	1,083	1,204	1,119	1,175	1,201
Registrations - Cumulative	158,046	159,274	160,334	161,555	162,882	164,257	165,450	166,533	167,737	168,856	170,031	171,232

VCF Program Statistics As of April 30, 2024

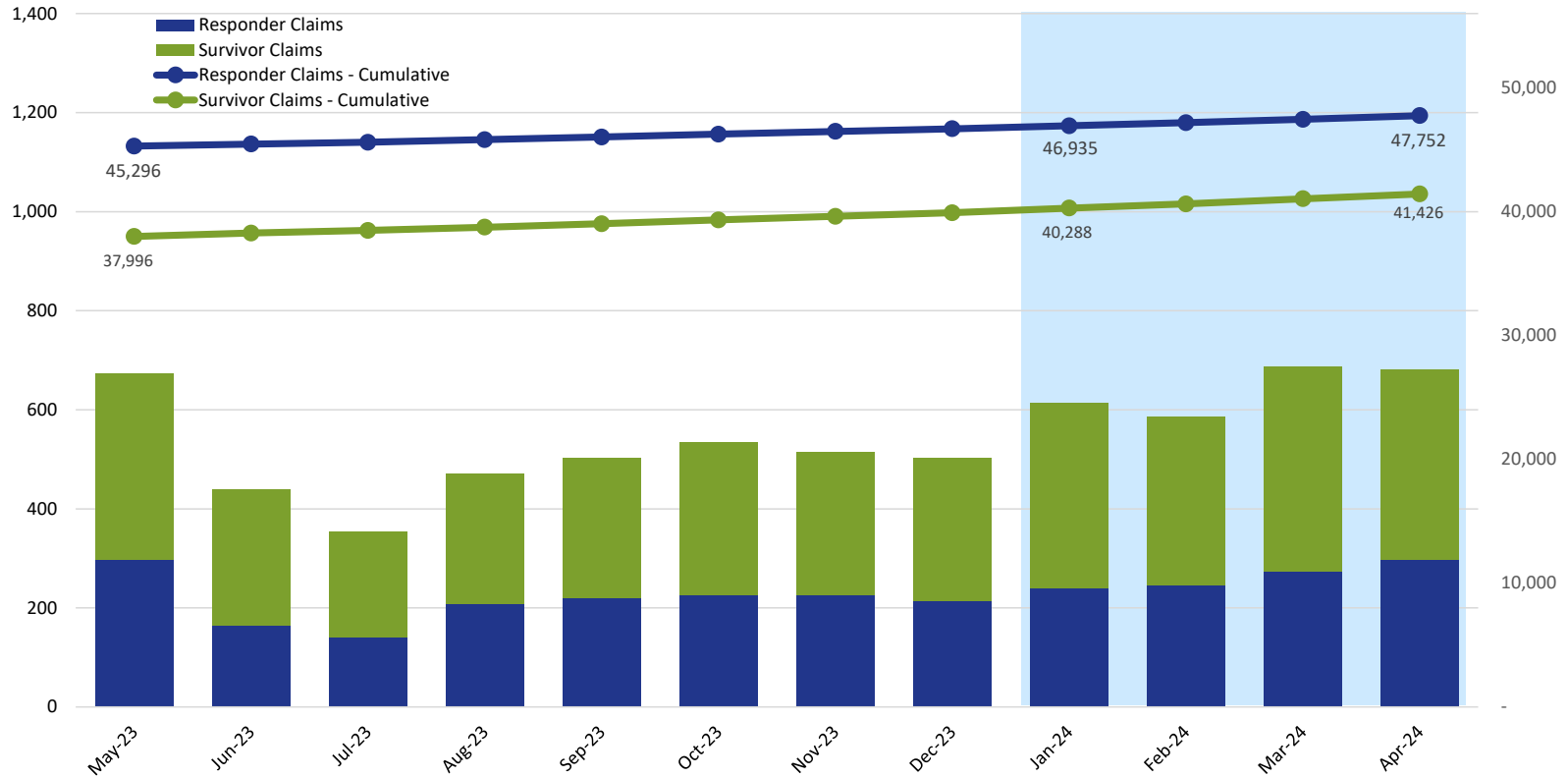
Claims Submitted by Month: Personal Injury & Deceased



	2023								2024			
	May	Jun	Jul	Aug	Sep	Oct	Nov	Dec	Jan	Feb	Mar	Apr
Personal Injury Claims	582	337	283	396	421	458	423	436	518	498	601	598
Deceased Claims	96	106	81	77	83	82	95	72	104	95	93	91
Unknown Claims	-	-	-	-	-	-	-	-	-	-	-	-
Claims - Cumulative	84,195	84,638	85,002	85,475	85,979	86,519	87,037	87,545	88,167	88,760	89,454	90,143

VCF Program Statistics As of April 30, 2024

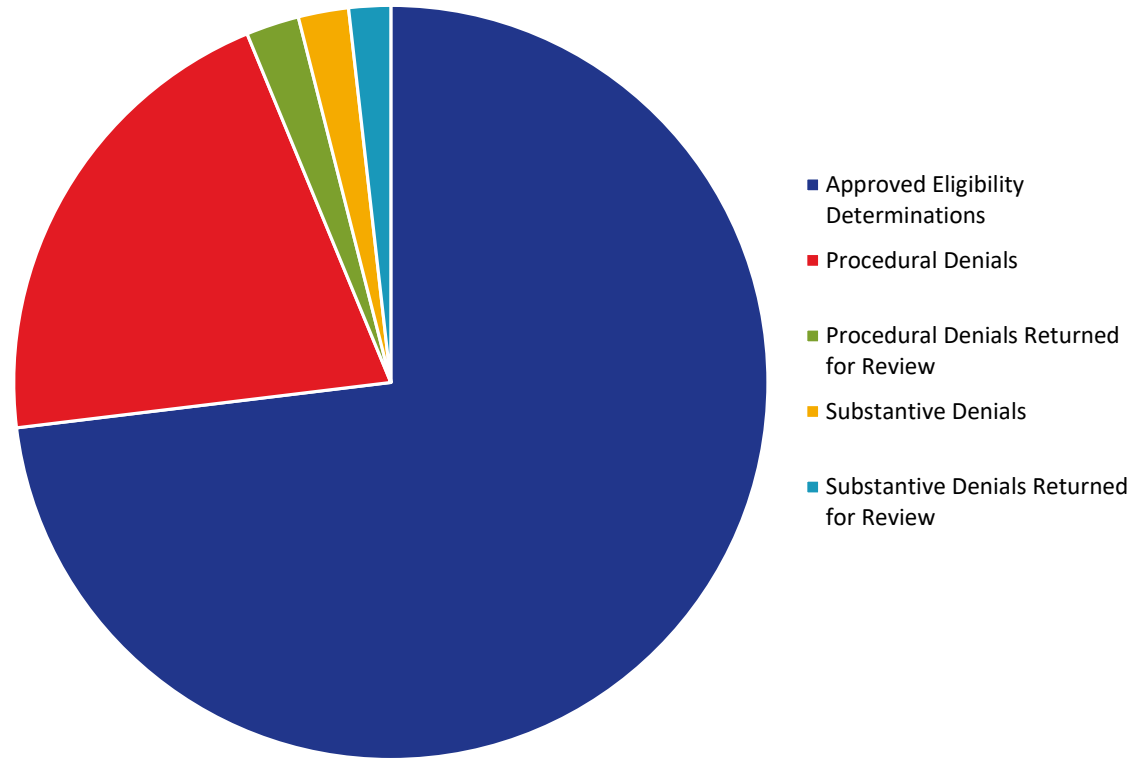
Claims Submitted by Month: Responder & Survivor



	2023								2024			
	May	Jun	Jul	Aug	Sep	Oct	Nov	Dec	Jan	Feb	Mar	Apr
Responder Claims	297	165	140	209	220	226	225	215	239	246	273	298
Survivor Claims	376	274	214	262	282	308	289	288	375	341	413	384
No Response Claims	5	4	10	2	2	6	4	5	8	6	8	7
Claims - Cumulative	84,195	84,638	85,002	85,475	85,979	86,519	87,037	87,545	88,167	88,760	89,454	90,143

VCF Program Statistics As of April 30, 2024

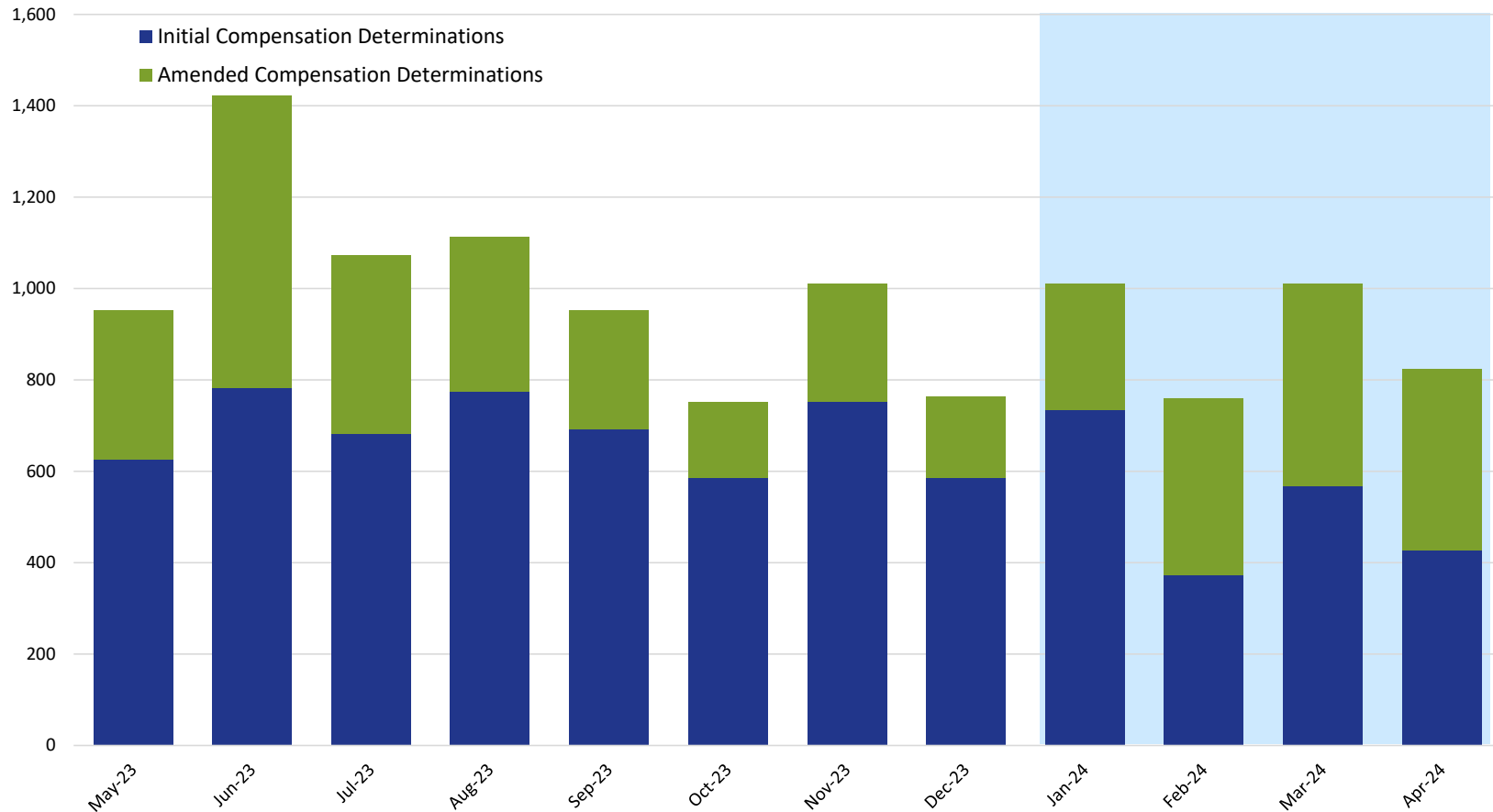
Eligibility



	2023								2024			
	May	Jun	Jul	Aug	Sep	Oct	Nov	Dec	Jan	Feb	Mar	Apr
Approved Eligibility Determinations	53,691	54,512	55,203	56,058	56,834	57,430	58,215	58,748	59,461	59,858	60,402	60,910
Procedural Denials	11,543	13,182	13,715	14,958	15,040	15,719	16,211	16,395	16,569	16,722	16,792	17,251
Procedural Denials Returned for Review	300	494	674	1,206	1,222	1,476	1,679	1,728	1,770	1,804	1,820	1,897
Substantive Denials	1,467	1,493	1,526	1,552	1,559	1,600	1,626	1,648	1,692	1,708	1,730	1,797
Substantive Denials Returned for Review	600	681	752	835	863	1,006	1,086	1,153	1,310	1,395	1,468	1,494

VCF Program Statistics As of April 30, 2024

Compensation Determinations by Month: Initial & Amended

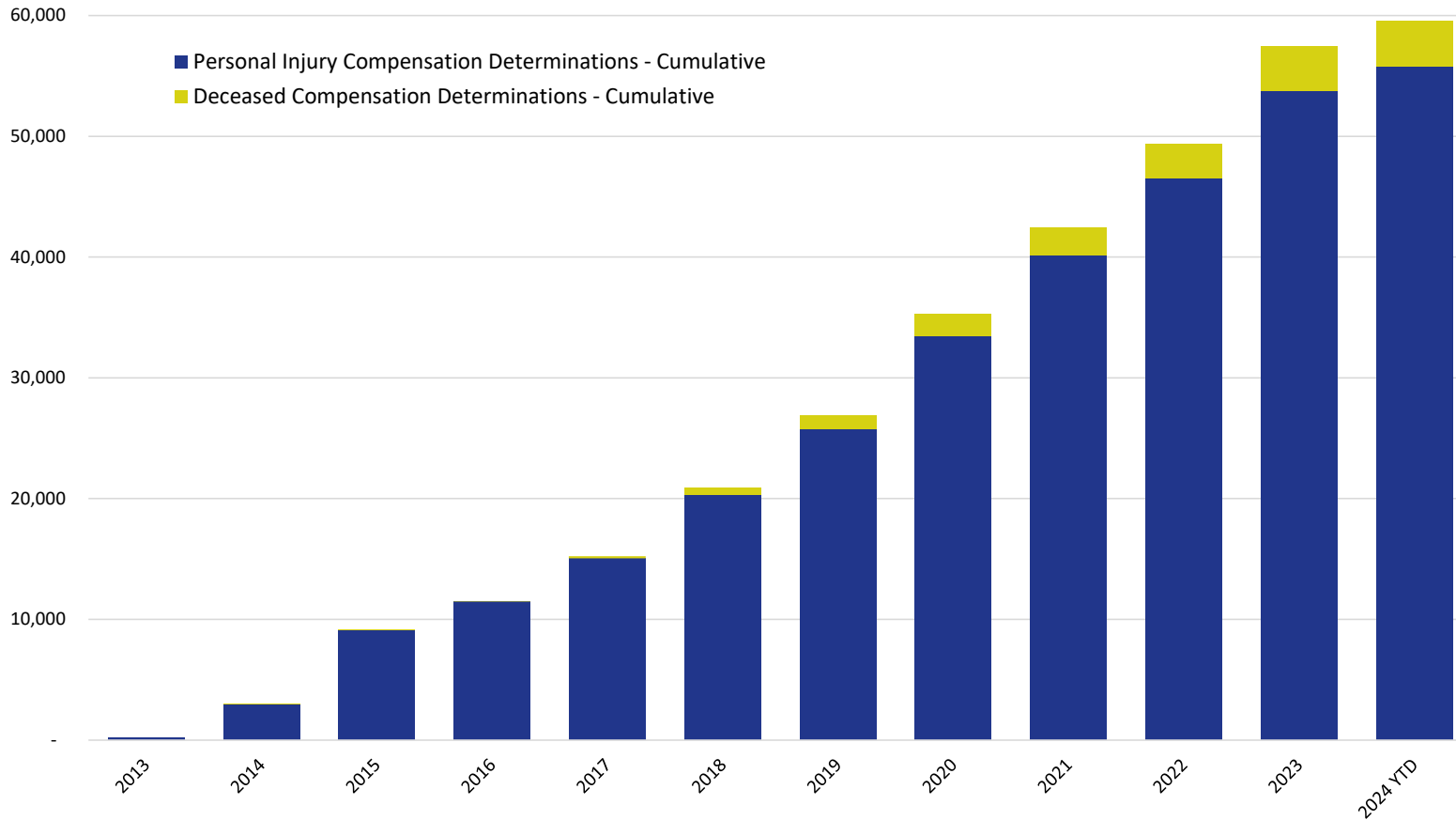


	2023								2024			
	May	Jun	Jul	Aug	Sep	Oct	Nov	Dec	Jan	Feb	Mar	Apr
Initial Compensation Determinations	626	784	683	774	691	587	753	586	734	373	567	428
Amended Compensation Determinations	326	639	390	339	261	165	258	177	277	386	444	397

NOTE: This chart includes only those compensation determinations for which the claimant has been notified by the VCF in writing of the amount of their award. Once a claimant is notified, the determination is counted on this chart, but it is reflected in the month in which the award was finalized and deemed ready for final quality checks, not in the month in which the claimant was notified. The VCF process includes a series of quality checks that are completed before a claimant is notified. These quality checks may take several weeks or longer. This means that there are claims for which substantive review has been completed but they are not counted on this chart because the claimant has not yet been notified of the award. This also means that the monthly numbers shown here for prior months will change from one report to the next as claims completed in earlier months finish the quality check process and claimants are notified.

VCF Program Statistics As of April 30, 2024

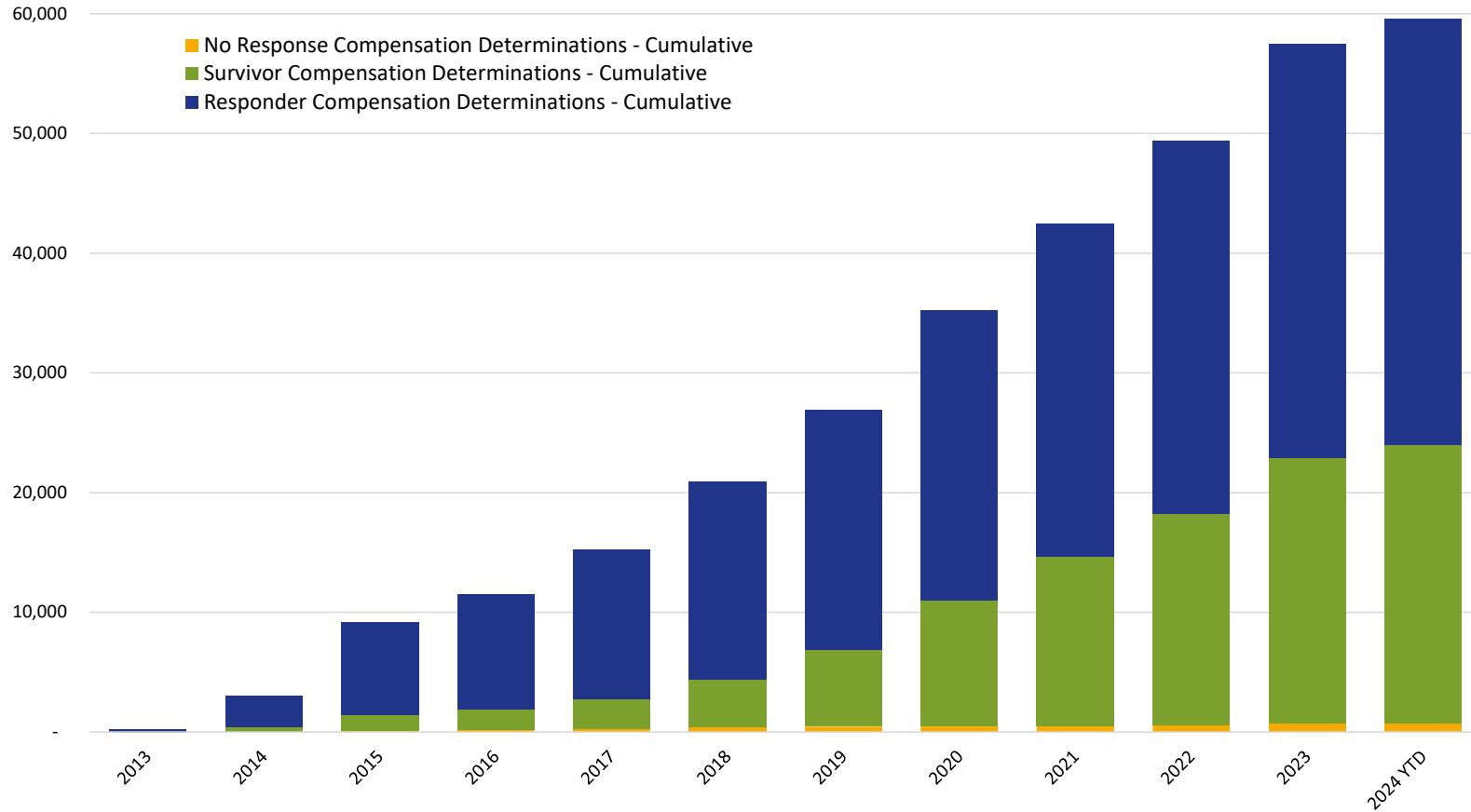
Cumulative Claims with Compensation Determinations Personal Injury & Deceased



	2013	2014	2015	2016	2017	2018	2019	2020	2021	2022	2023	2024 YTD
Personal Injury Compensation Determinations - Cumulative	225	2,998	9,109	11,470	15,054	20,314	25,769	33,449	40,123	46,555	53,790	55,753
Deceased Compensation Determinations - Cumulative	-	8	20	54	183	596	1,162	1,813	2,316	2,825	3,671	3,810

VCF Program Statistics As of April 30, 2024

Cumulative Claims with Compensation Determinations Responder & Survivor



	2013	2014	2015	2016	2017	2018	2019	2020	2021	2022	2023	2024 YTD
Responder Compensation Determinations - Cumulative	218	2,579	7,738	9,594	12,490	16,511	20,031	24,268	27,825	31,169	34,614	35,586
Survivor Compensation Determinations - Cumulative	6	402	1,261	1,737	2,462	4,029	6,458	10,521	14,088	17,618	22,175	23,273
No Response Compensation Determinations - Cumulative	1	25	130	193	285	370	442	473	526	593	672	704