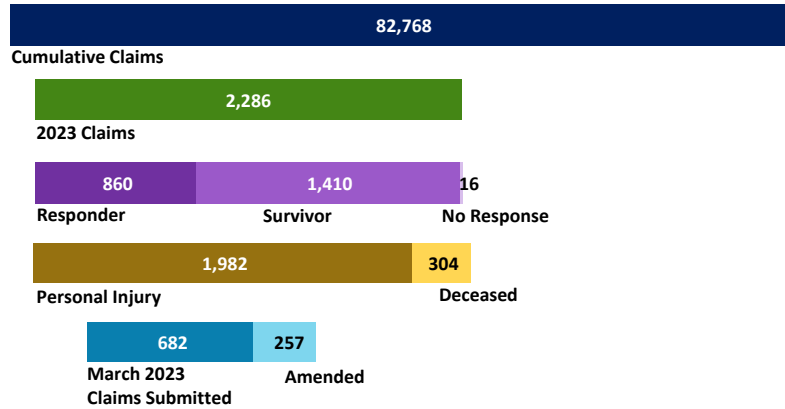


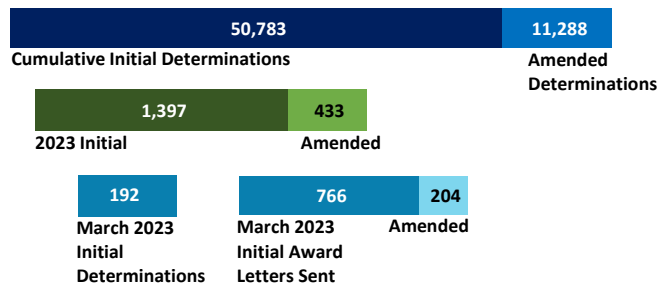
VCF Program Statistics As of March 31, 2023

VCF At-A-Glance


CLAIMS SUBMITTED



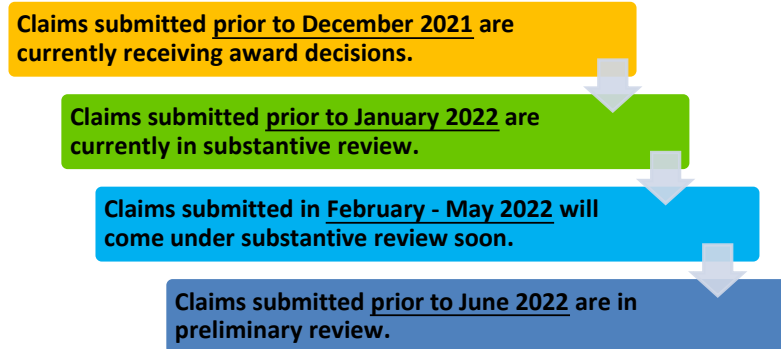
DETERMINATIONS RENDERED



DOLLARS AWARDED



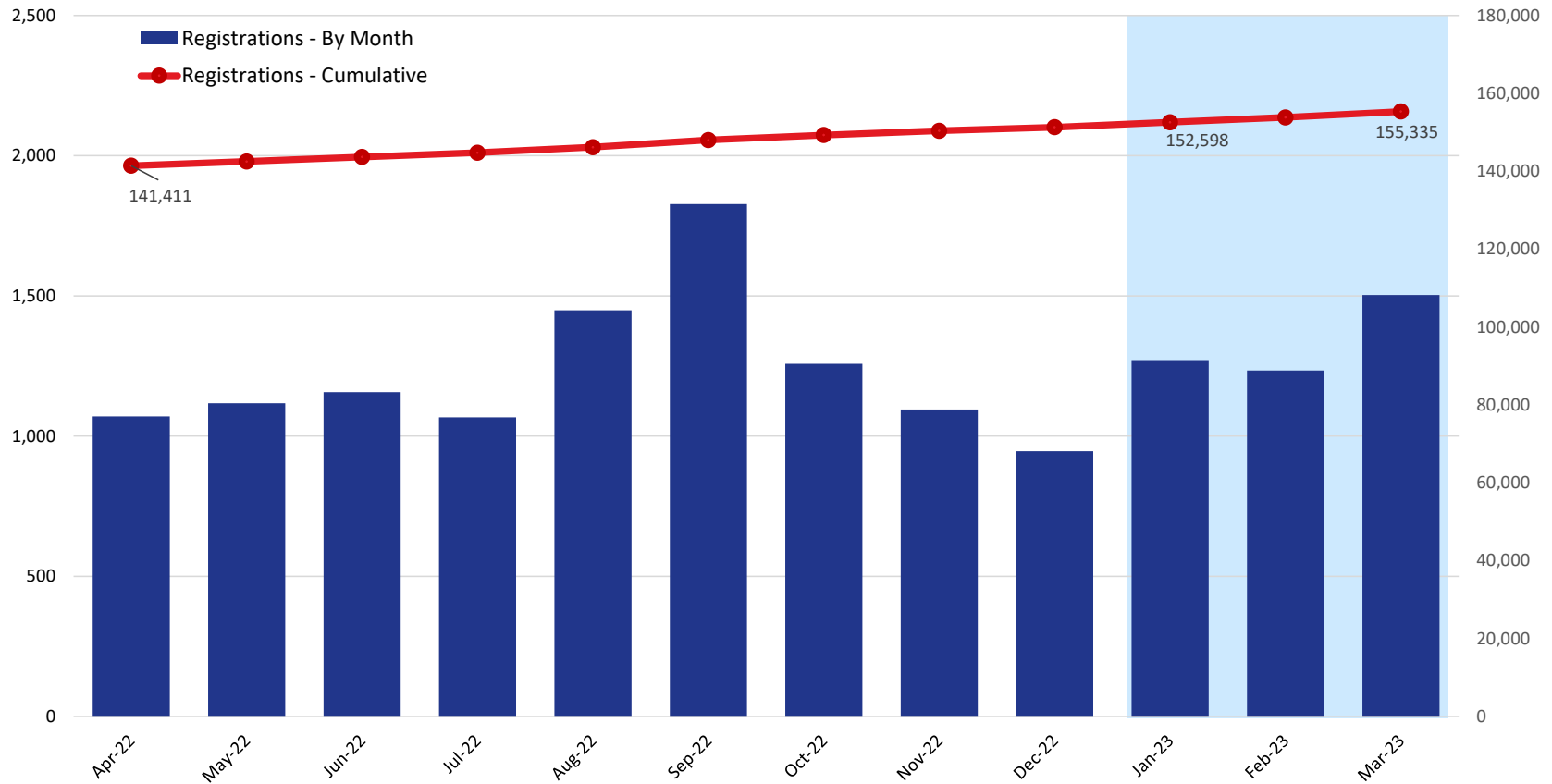
Claim Review Timeline*



* This timeline applies only to claims that are submitted in good order, meaning they have the required documents the VCF needs in order to determine the claimant's eligibility and calculate the award. Claims that are made inactive or placed on hold because they were not submitted with the required documents take significantly longer to review and are not reflected in this timeline.

VCF Program Statistics As of March 31, 2023

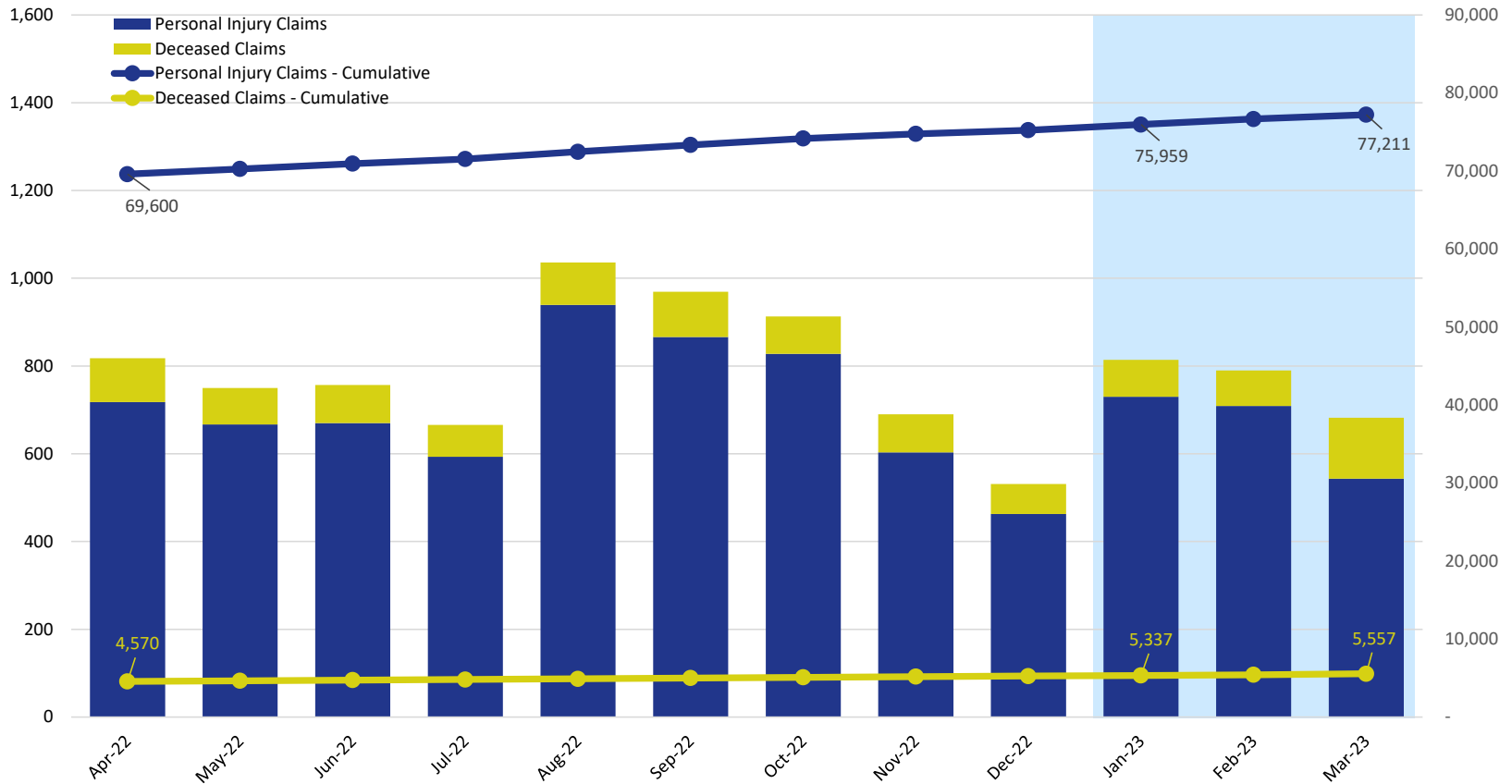
Unique Registrations



	2022									2023		
	Apr	May	Jun	Jul	Aug	Sep	Oct	Nov	Dec	Jan	Feb	Mar
Registrations - By Month	1,070	1,117	1,157	1,067	1,449	1,827	1,258	1,095	946	1,271	1,234	1,503
Registrations - Cumulative	141,411	142,528	143,685	144,752	146,201	148,028	149,286	150,381	151,327	152,598	153,832	155,335

VCF Program Statistics As of March 31, 2023

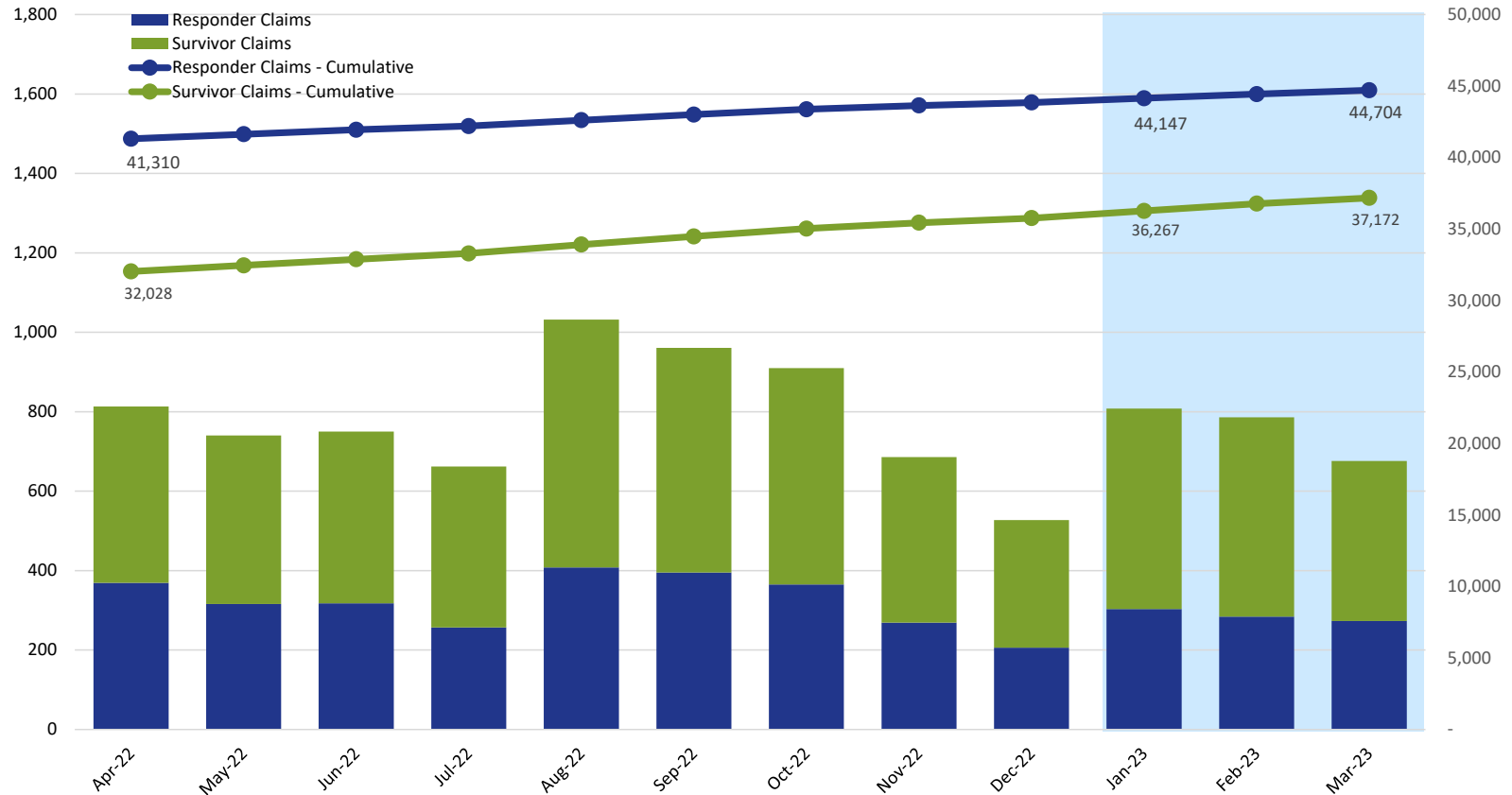
Claims Submitted by Month: Personal Injury & Deceased



	2022									2023		
	Apr	May	Jun	Jul	Aug	Sep	Oct	Nov	Dec	Jan	Feb	Mar
Personal Injury Claims	718	667	670	593	939	866	828	603	463	730	709	543
Deceased Claims	100	83	87	73	97	103	85	87	68	84	81	139
Unknown Claims	-	-	-	-	-	-	-	-	-	-	-	-
Claims - Cumulative	74,170	74,920	75,677	76,343	77,379	78,348	79,261	79,951	80,482	81,296	82,086	82,768

VCF Program Statistics As of March 31, 2023

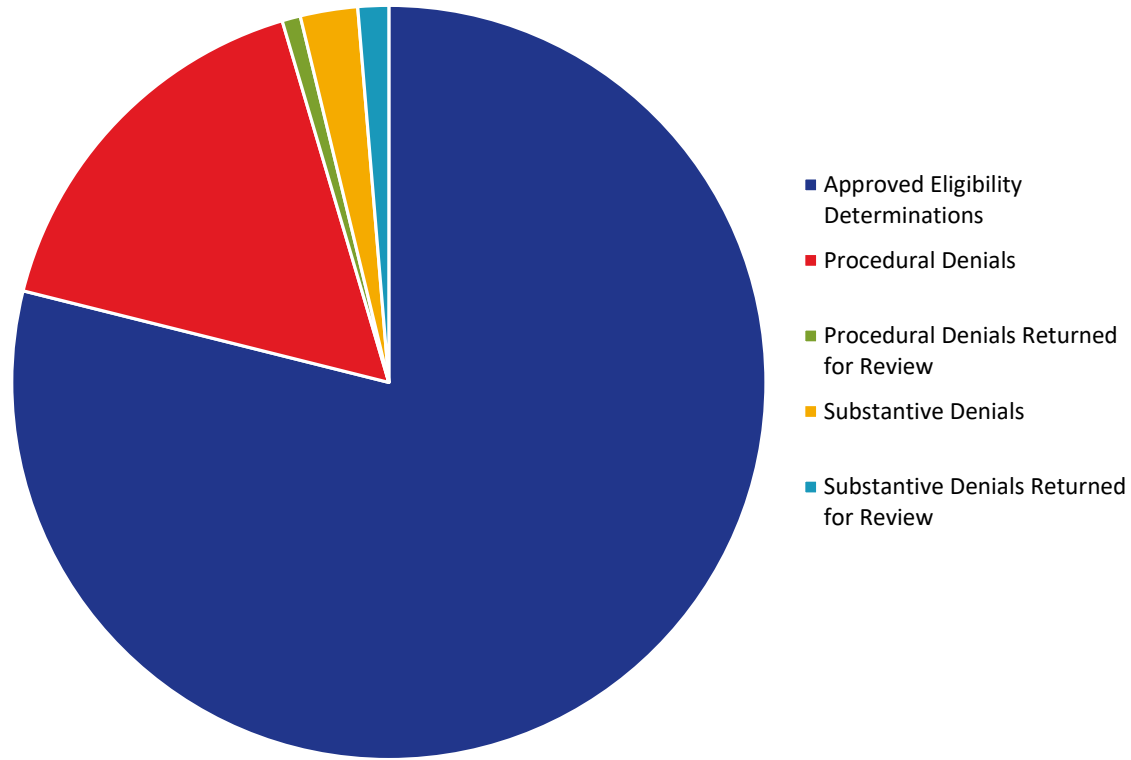
Claims Submitted by Month: Responder & Survivor



	2022										2023		
	Apr	May	Jun	Jul	Aug	Sep	Oct	Nov	Dec	Jan	Feb	Mar	
Responder Claims	369	316	318	257	408	395	365	269	206	303	284	273	
Survivor Claims	444	424	432	405	624	566	545	417	321	505	502	403	
No Response Claims	5	10	7	4	4	8	3	4	4	6	4	6	
Claims - Cumulative	74,170	74,920	75,677	76,343	77,379	78,348	79,261	79,951	80,482	81,296	82,086	82,768	

VCF Program Statistics As of March 31, 2023

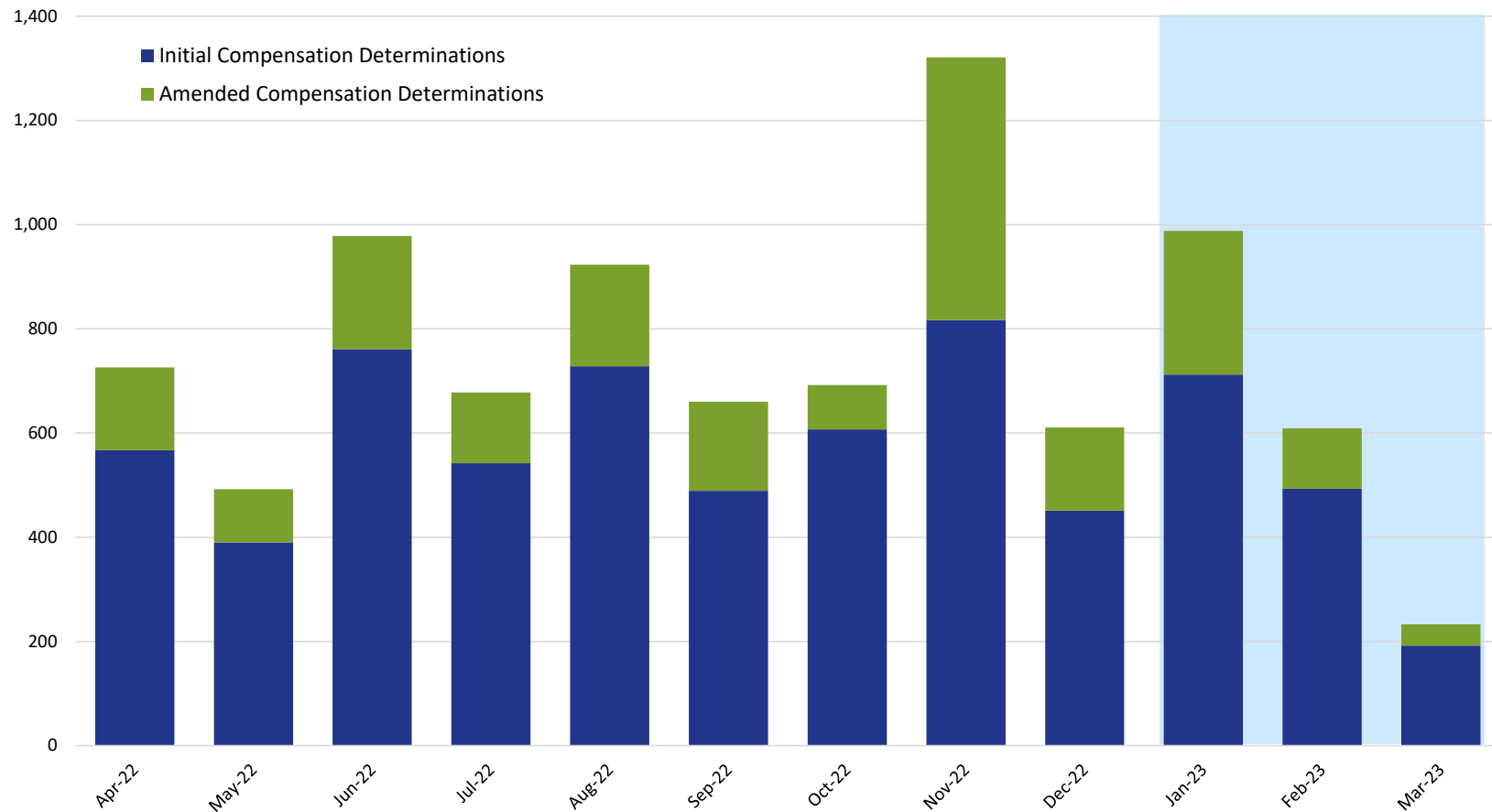
Eligibility



	2022									2023		
	Apr	May	Jun	Jul	Aug	Sep	Oct	Nov	Dec	Jan	Feb	Mar
Approved Eligibility Determinations	45,425	45,874	46,710	47,261	48,046	48,595	49,250	50,061	50,468	51,185	51,738	52,373
Procedural Denials	7,917	7,979	8,117	8,202	8,227	8,303	8,712	9,320	9,840	10,280	10,362	10,970
Procedural Denials Returned for Review	357	361	366	367	367	372	385	418	481	499	510	523
Substantive Denials	1,279	1,294	1,319	1,334	1,352	1,365	1,396	1,426	1,438	1,461	1,489	1,632
Substantive Denials Returned for Review	399	430	469	497	540	562	613	654	689	765	832	875

VCF Program Statistics As of March 31, 2023

Compensation Determinations by Month: Initial & Amended

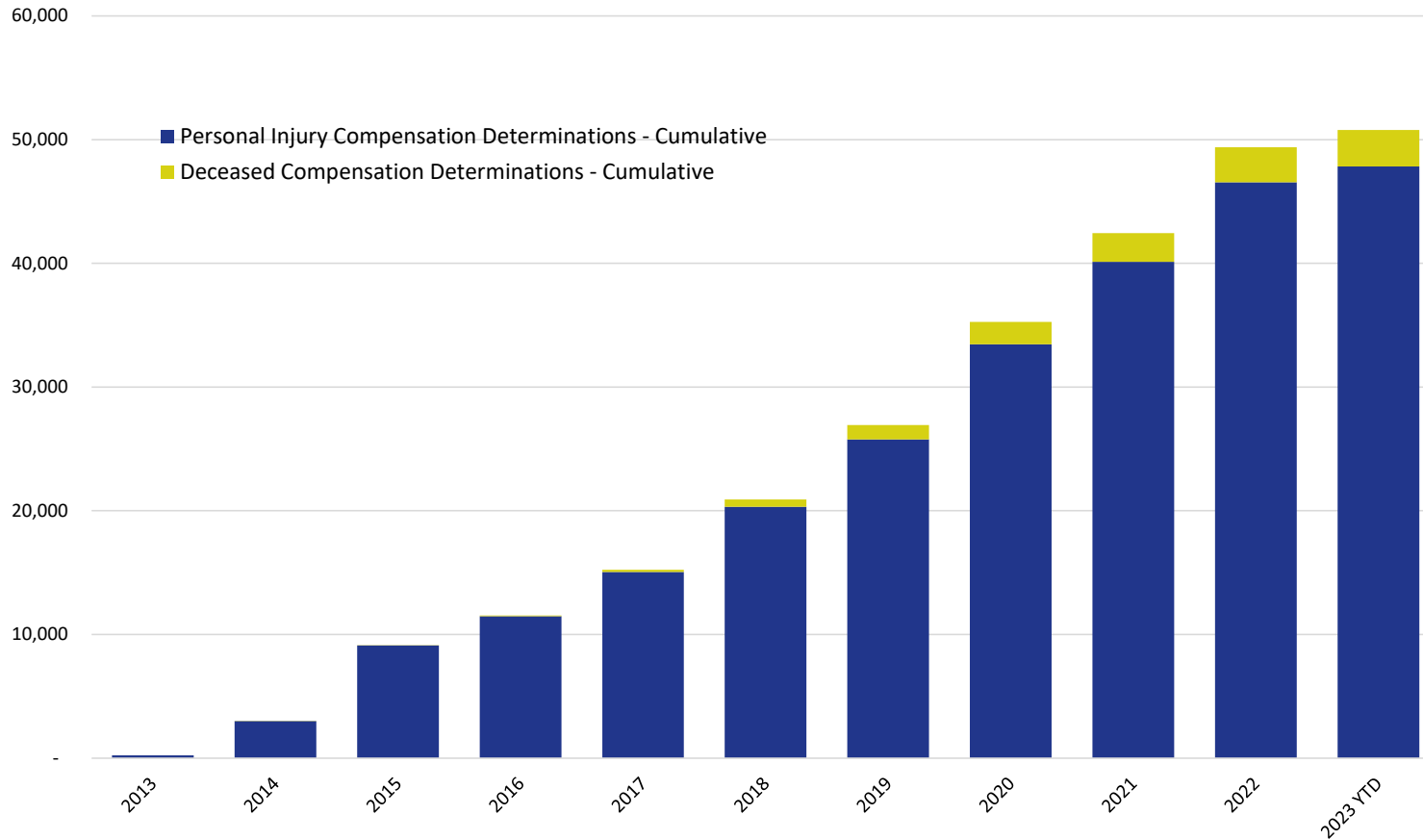


	2022										2023		
	Apr	May	Jun	Jul	Aug	Sep	Oct	Nov	Dec	Jan	Feb	Mar	
Initial Compensation Determinations	567	390	761	542	728	489	607	817	451	712	493	192	
Amended Compensation Determinations	159	102	217	136	195	171	85	504	160	276	116	41	

NOTE: This chart includes only those compensation determinations for which the claimant has been notified by the VCF in writing of the amount of their award. Once a claimant is notified, the determination is counted on this chart, but it is reflected in the month in which the award was finalized and deemed ready for final quality checks, not in the month in which the claimant was notified. The VCF process includes a series of quality checks that are completed before a claimant is notified. These quality checks may take several weeks or longer. This means that there are claims for which substantive review has been completed but they are not counted on this chart because the claimant has not yet been notified of the award. This also means that the monthly numbers shown here for prior months will change from one report to the next as claims completed in earlier months finish the quality check process and claimants are notified.

VCF Program Statistics As of March 31, 2023

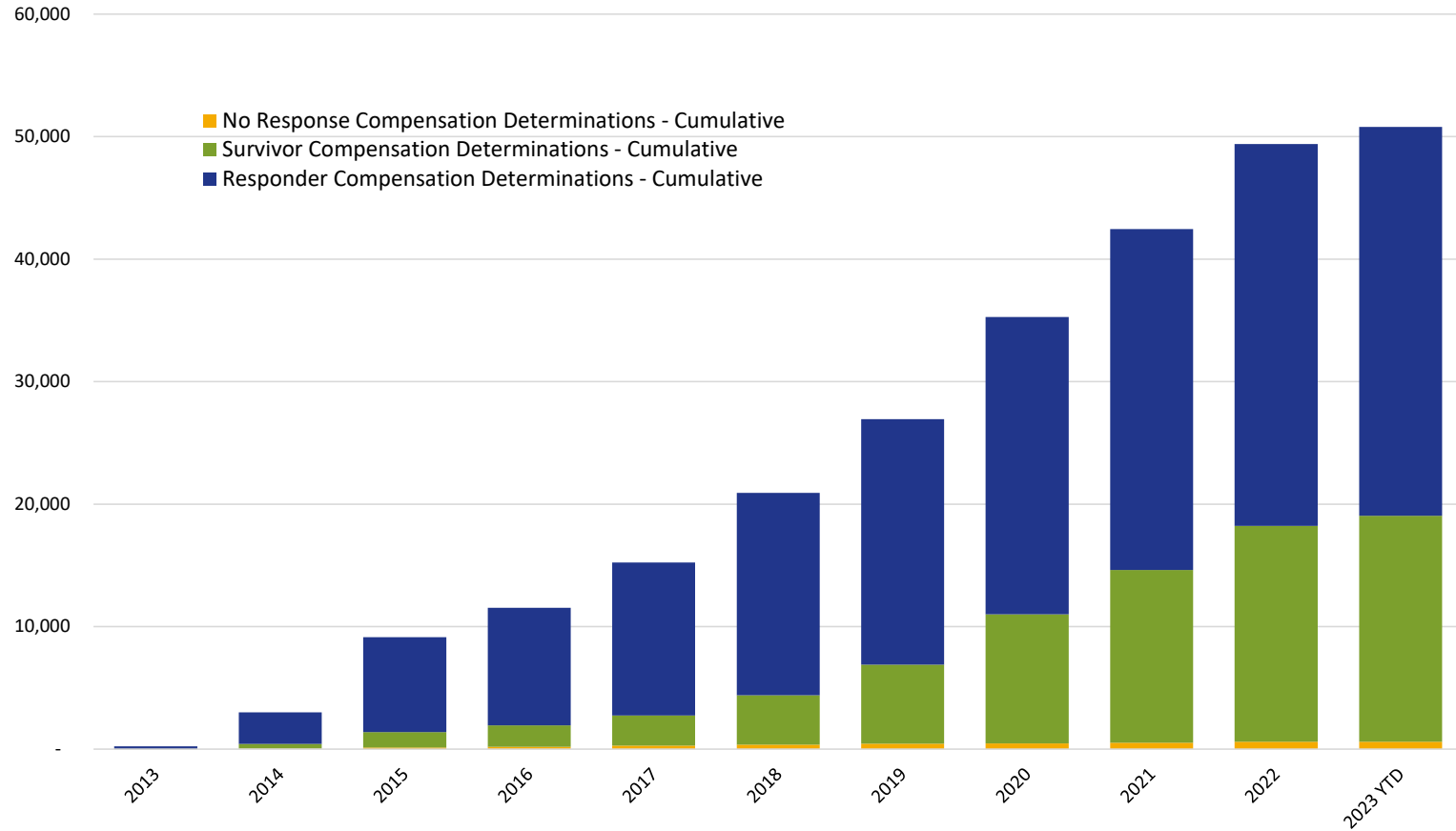
Cumulative Claims with Compensation Determinations Personal Injury & Deceased



	2013	2014	2015	2016	2017	2018	2019	2020	2021	2022	2023 YTD
Personal Injury Compensation Determinations - Cumulative	225	2,999	9,111	11,473	15,057	20,318	25,773	33,453	40,127	46,562	47,824
Deceased Compensation Determinations - Cumulative	-	8	20	54	183	595	1,161	1,812	2,316	2,824	2,959

VCF Program Statistics As of March 31, 2023

Cumulative Claims with Compensation Determinations Responder & Survivor



	2013	2014	2015	2016	2017	2018	2019	2020	2021	2022	2023 YTD
Responder Compensation Determinations - Cumulative	218	2,579	7,738	9,594	12,490	16,511	20,031	24,268	27,826	31,170	31,738
Survivor Compensation Determinations - Cumulative	6	403	1,263	1,740	2,465	4,032	6,461	10,524	14,091	17,623	18,435
No Response Compensation Determinations - Cumulative	1	25	130	193	285	370	442	473	526	593	610