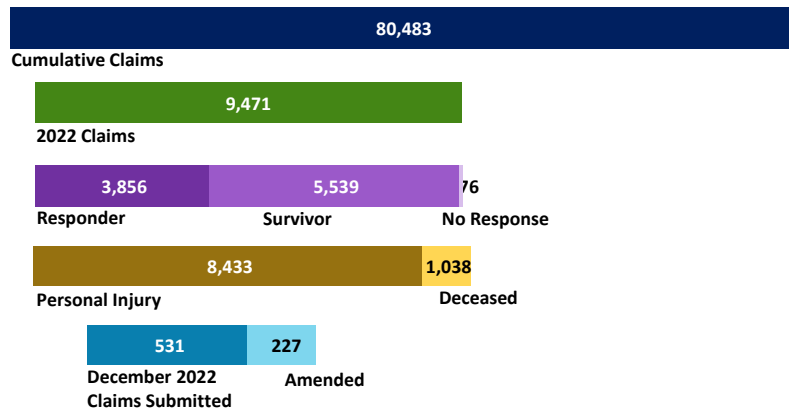


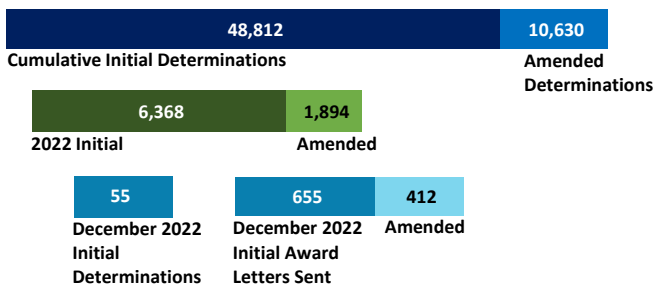
# VCF Program Statistics As of December 31, 2022

## VCF At-A-Glance


### CLAIMS SUBMITTED



### DETERMINATIONS RENDERED



### DOLLARS AWARDED



## Claim Review Timeline

Claims submitted prior to October 2021 are currently receiving award decisions.

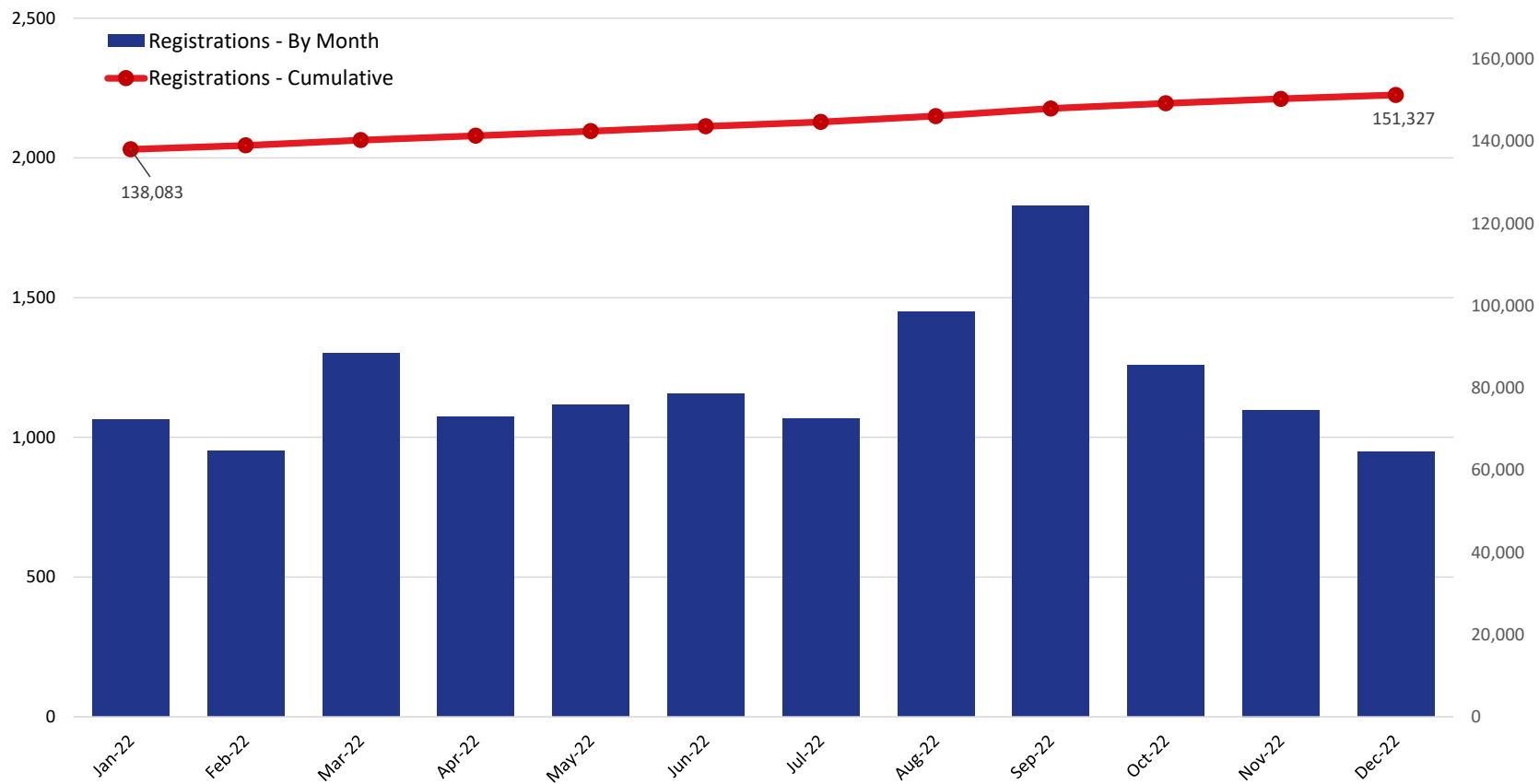
Claims submitted prior to November 2021 are currently in substantive review.

Claims submitted in December 2021 - March 2022 will come under substantive review soon.

Claims submitted in prior to April 2022 are in preliminary review.

## VCF Program Statistics As of December 31, 2022

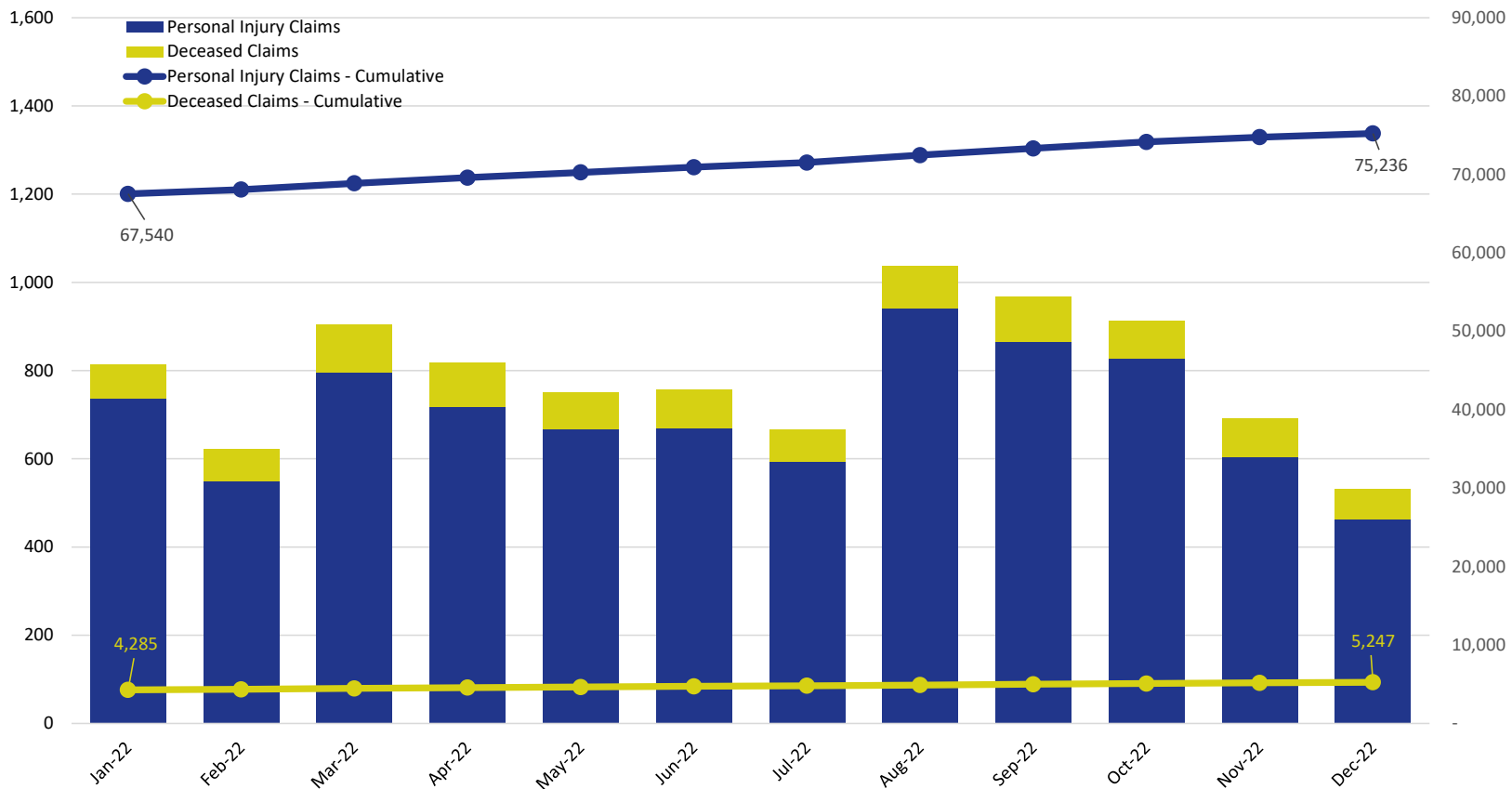
### Unique Registrations



	2022	2022	2022	2022	2022	2022	2022	2022	2022	2022	2022	2022
	Jan	Feb	Mar	Apr	May	Jun	Jul	Aug	Sep	Oct	Nov	Dec
Registrations - By Month	1,063	950	1,300	1,072	1,116	1,157	1,067	1,449	1,828	1,259	1,098	948
Registrations - Cumulative	138,083	139,033	140,333	141,405	142,521	143,678	144,745	146,194	148,022	149,281	150,379	151,327

## VCF Program Statistics As of December 31, 2022

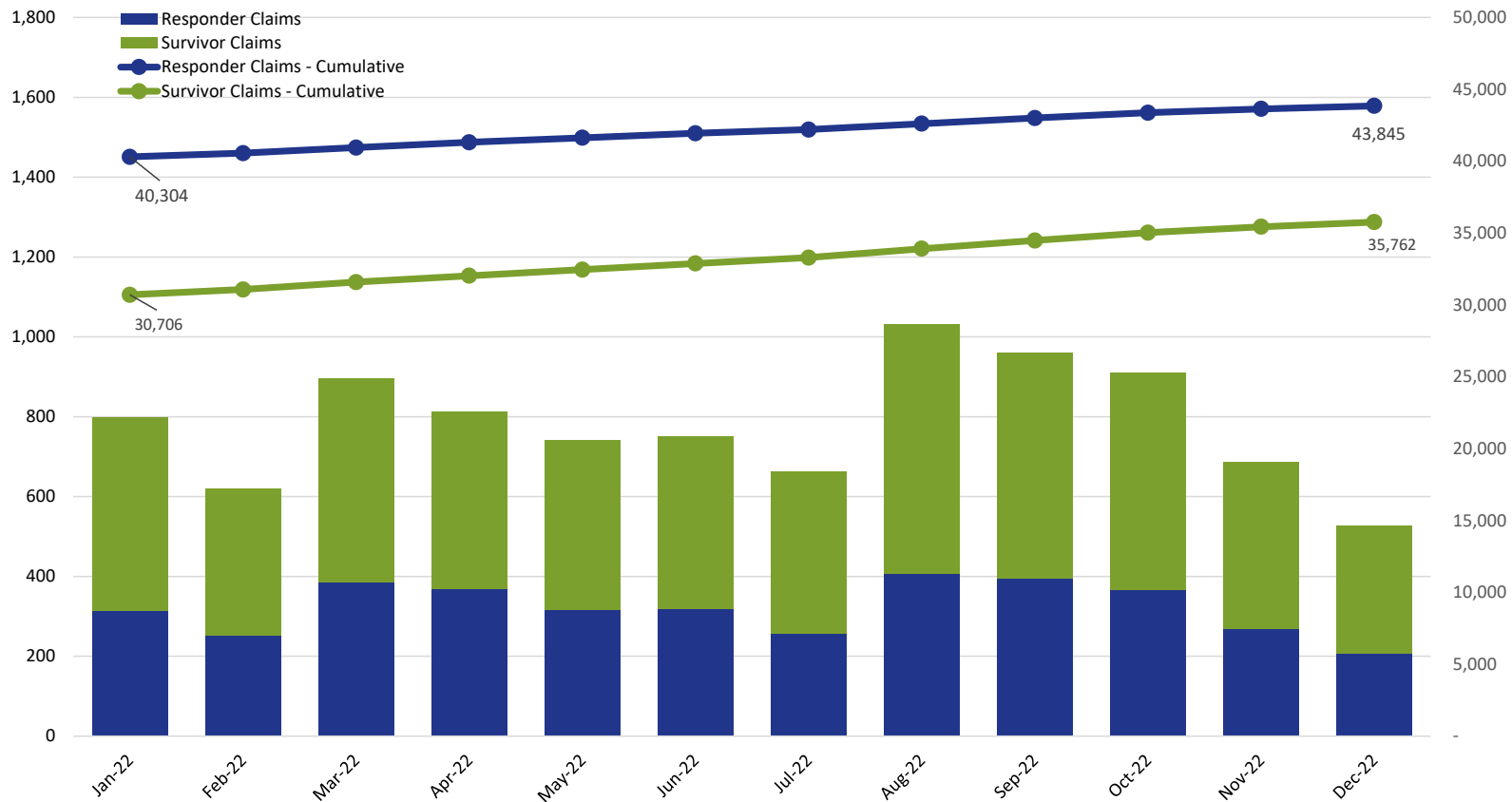
### Claims Submitted by Month: Personal Injury & Deceased



	2022	2022	2022	2022	2022	2022	2022	2022	2022	2022	2022	2022
	Jan	Feb	Mar	Apr	May	Jun	Jul	Aug	Sep	Oct	Nov	Dec
Personal Injury Claims	737	550	796	717	667	670	594	941	866	828	604	463
Deceased Claims	76	73	108	101	83	87	72	95	103	85	87	68
Unknown Claims	-	-	-	-	-	-	-	-	-	-	-	-
Claims - Cumulative	71,825	72,448	73,352	74,170	74,920	75,677	76,343	77,379	78,348	79,261	79,952	80,483

## VCF Program Statistics As of December 31, 2022

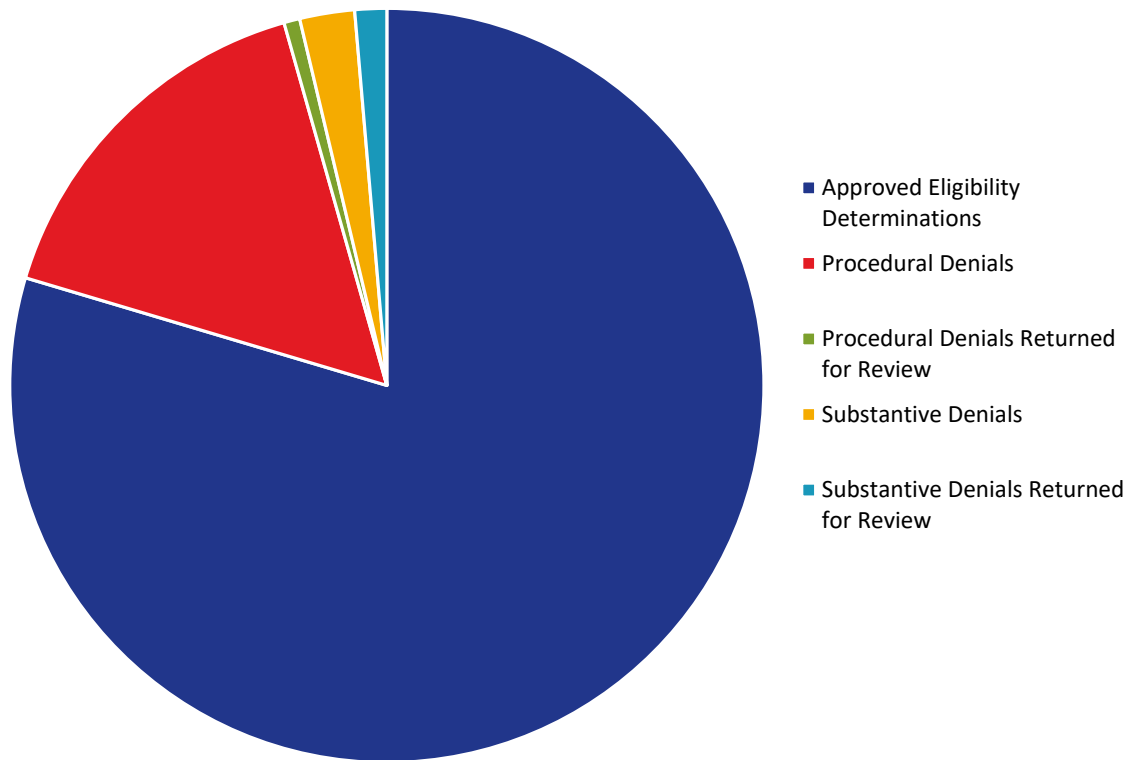
### Claims Submitted by Month: Responder & Survivor



	2022	2022	2022	2022	2022	2022	2022	2022	2022	2022	2022	2022
	Jan	Feb	Mar	Apr	May	Jun	Jul	Aug	Sep	Oct	Nov	Dec
Responder Claims	315	252	385	369	316	318	257	408	395	365	270	206
Survivor Claims	483	368	510	444	424	432	405	624	566	545	417	321
No Response Claims	15	3	9	5	10	7	4	4	8	3	4	4
Claims - Cumulative	71,825	72,448	73,352	74,170	74,920	75,677	76,343	77,379	78,348	79,261	79,952	80,483

## VCF Program Statistics As of December 31, 2022

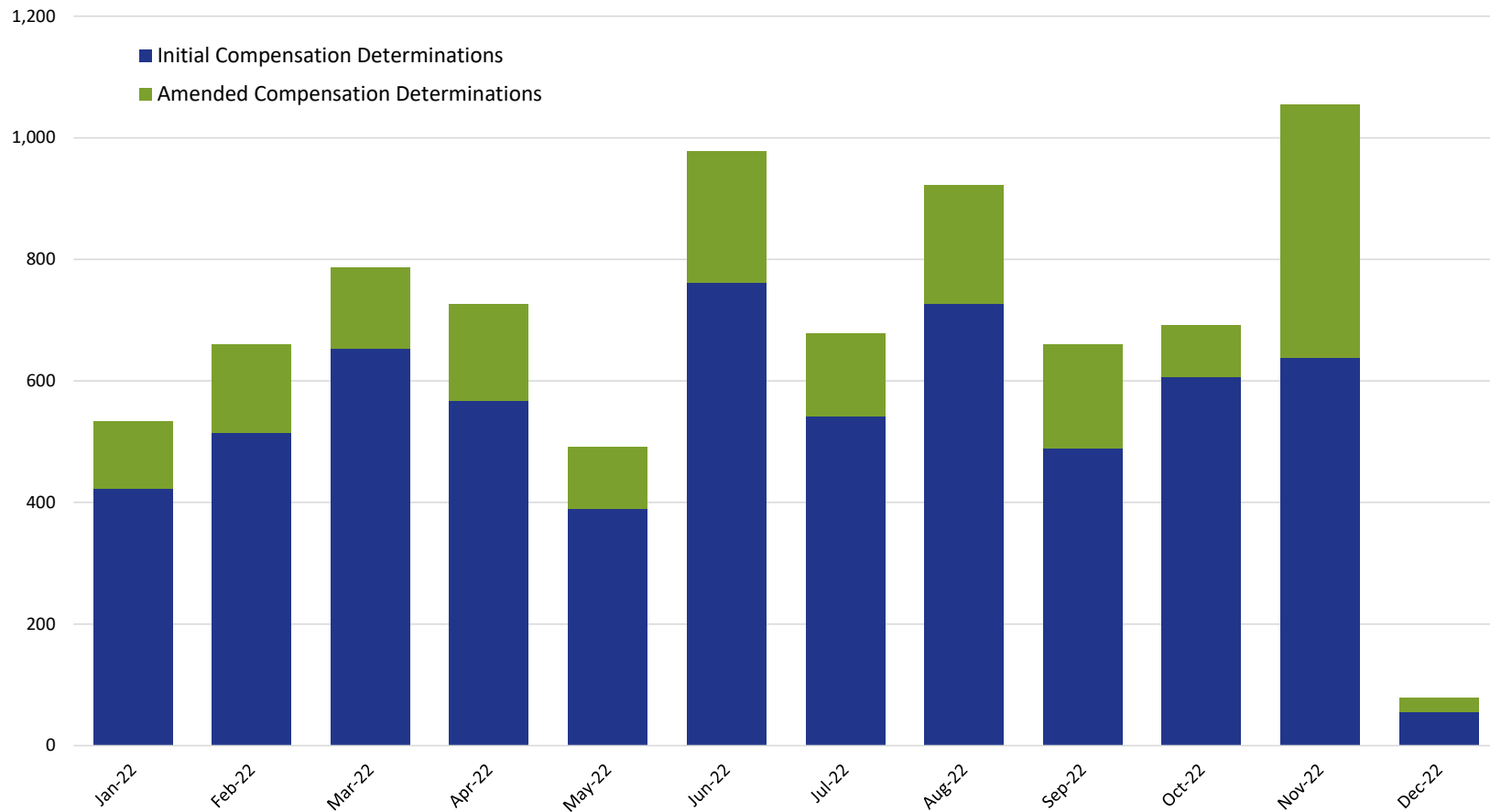
Eligibility



	2022	2022	2022	2022	2022	2022	2022	2022	2022	2022	2022	2022
	Jan	Feb	Mar	Apr	May	Jun	Jul	Aug	Sep	Oct	Nov	Dec
Approved Eligibility Determinations	43,659	44,196	44,862	45,426	45,876	46,712	47,263	48,048	48,597	49,252	50,063	50,470
Procedural Denials	7,805	7,899	7,991	8,131	8,195	8,336	8,421	8,446	8,524	8,937	9,568	10,140
Procedural Denials Returned for Review	357	361	365	371	376	382	387	389	392	406	417	432
Substantive Denials	1,250	1,267	1,291	1,300	1,316	1,342	1,357	1,377	1,391	1,426	1,458	1,491
Substantive Denials Returned for Review	397	438	480	506	540	589	628	682	711	786	844	865

## VCF Program Statistics As of December 31, 2022

### Compensation Determinations by Month: Initial & Amended

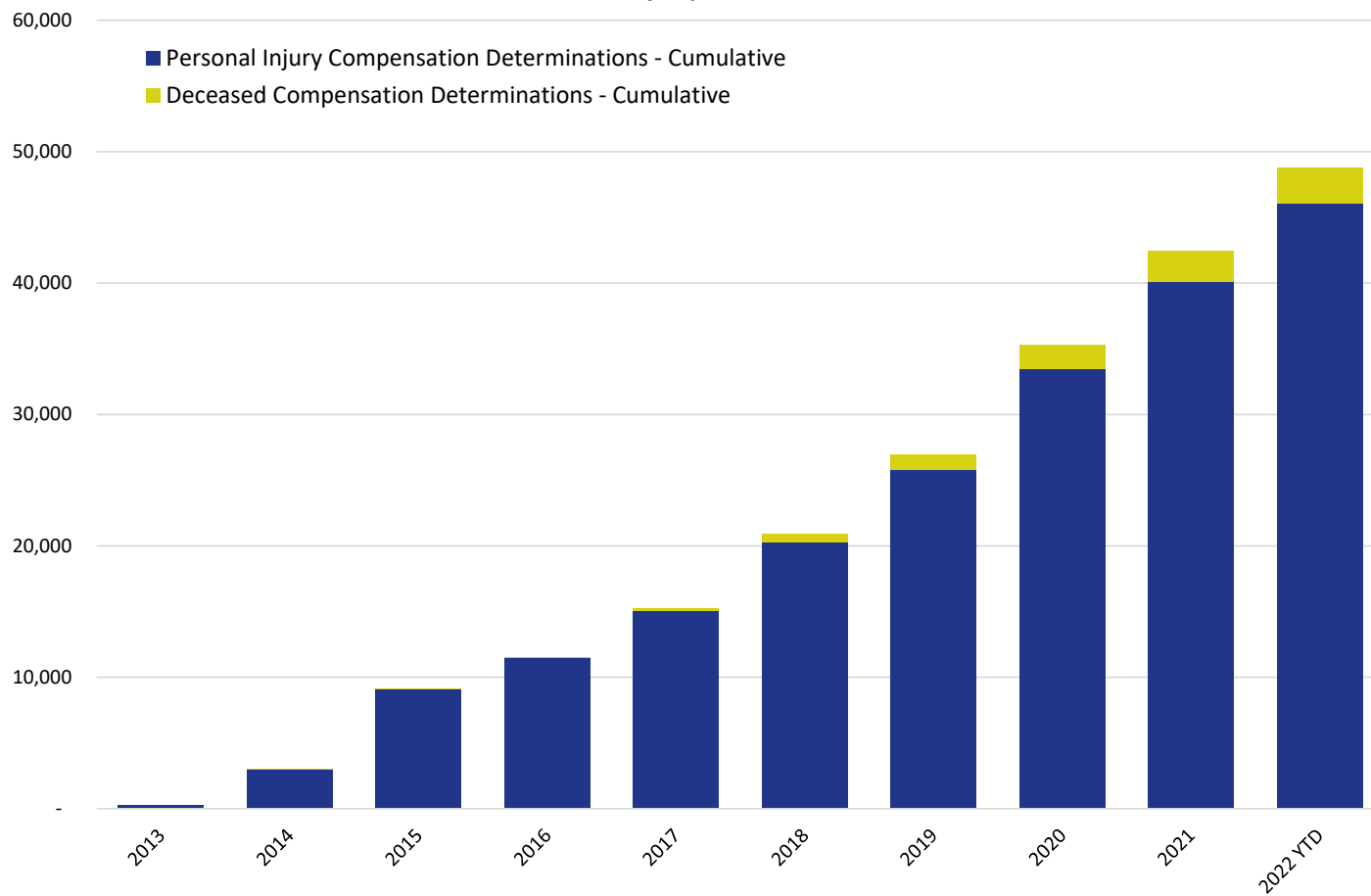


	2022	2022	2022	2022	2022	2022	2022	2022	2022	2022	2022	2022	2022
	Jan	Feb	Mar	Apr	May	Jun	Jul	Aug	Sep	Oct	Nov	Dec	Dec
Initial Compensation Determinations	423	515	653	567	390	761	542	727	489	607	639	55	55
Amended Compensation Determinations	111	145	134	159	102	216	136	195	171	85	416	24	24

**NOTE:** This chart includes only those compensation determinations for which the claimant has been notified by the VCF in writing of the amount of their award. Once a claimant is notified, the determination is counted on this chart, but it is reflected in the month in which the award was finalized and deemed ready for final quality checks, not in the month in which the claimant was notified. The VCF process includes a series of quality checks that are completed before a claimant is notified. These quality checks may take several weeks or longer. This means that there are claims for which substantive review has been completed but they are not counted on this chart because the claimant has not yet been notified of the award. This also means that the monthly numbers shown here for prior months will change from one report to the next as claims completed in earlier months finish the quality check process and claimants are notified.

## VCF Program Statistics As of December 31, 2022

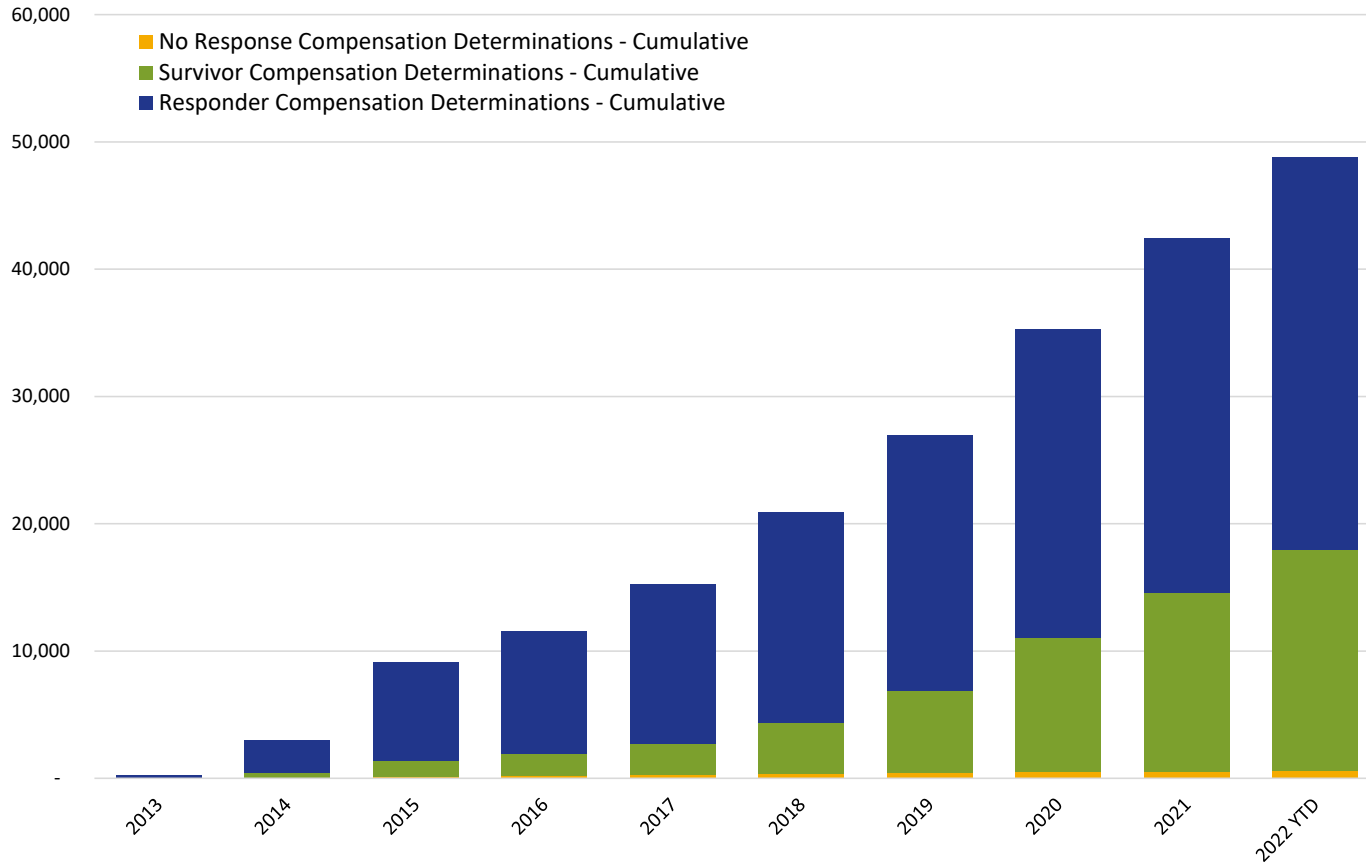
### Cumulative Claims with Compensation Determinations Personal Injury & Deceased



	2013	2014	2015	2016	2017	2018	2019	2020	2021	2022 YTD
Personal Injury Compensation Determinations - Cumulative	225	2,999	9,112	11,474	15,058	20,319	25,774	33,454	40,129	46,017
Deceased Compensation Determinations - Cumulative	-	8	20	54	183	595	1,161	1,812	2,315	2,795

## VCF Program Statistics As of December 31, 2022

### Cumulative Claims with Compensation Determinations Responder & Survivor



	2013	2014	2015	2016	2017	2018	2019	2020	2021	2022 YTD
Responder Compensation Determinations - Cumulative	218	2,579	7,739	9,595	12,491	16,512	20,032	24,269	27,827	30,876
Survivor Compensation Determinations - Cumulative	6	403	1,263	1,740	2,465	4,032	6,461	10,524	14,091	17,347
No Response Compensation Determinations - Cumulative	1	25	130	193	285	370	442	473	526	589