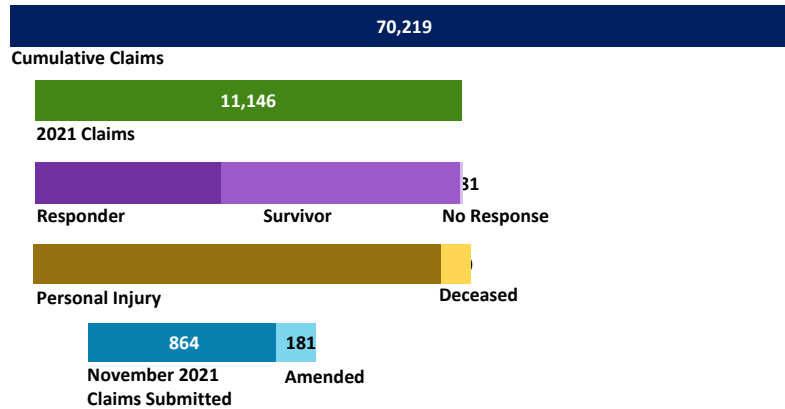


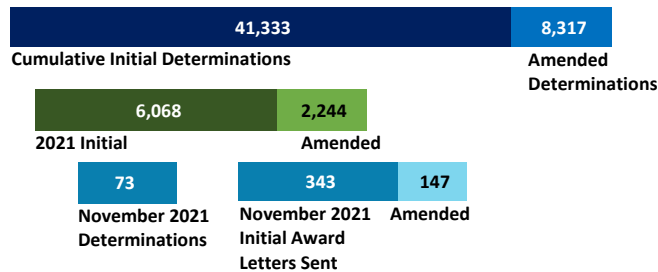
# VCF Program Statistics As of November 30, 2021

## VCF At-A-Glance


### CLAIMS SUBMITTED



### DETERMINATIONS RENDERED



### DOLLARS AWARDED



## Claim Review Timeline

Claims submitted prior to November 2020 are currently receiving award decisions.

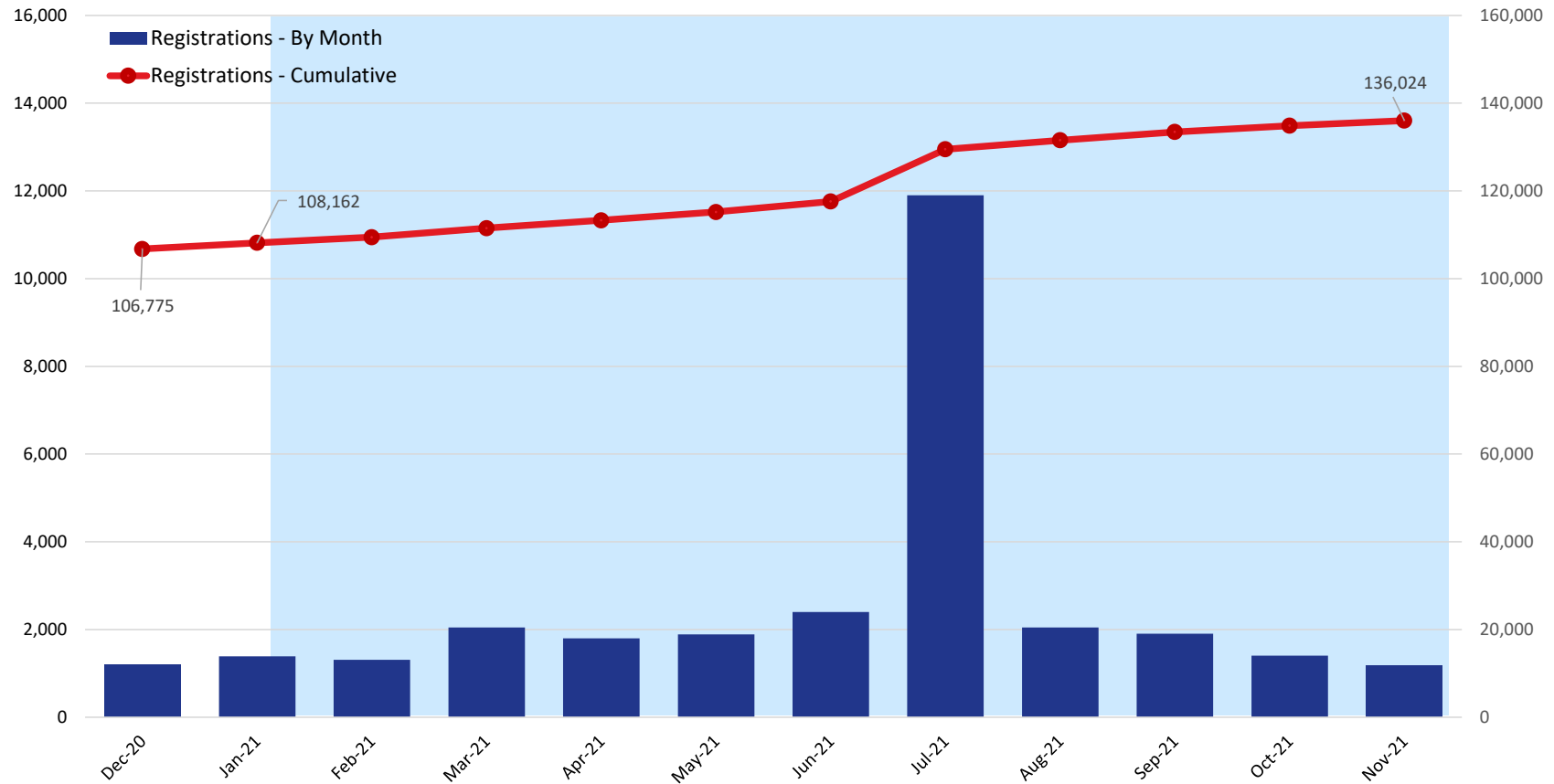
Claims submitted prior to December 2020 are currently in substantive review.

Claims submitted in January - March 2021 will come under substantive review soon.

Claims submitted prior to April 2021 are in preliminary review.

## VCF Program Statistics As of November 30, 2021

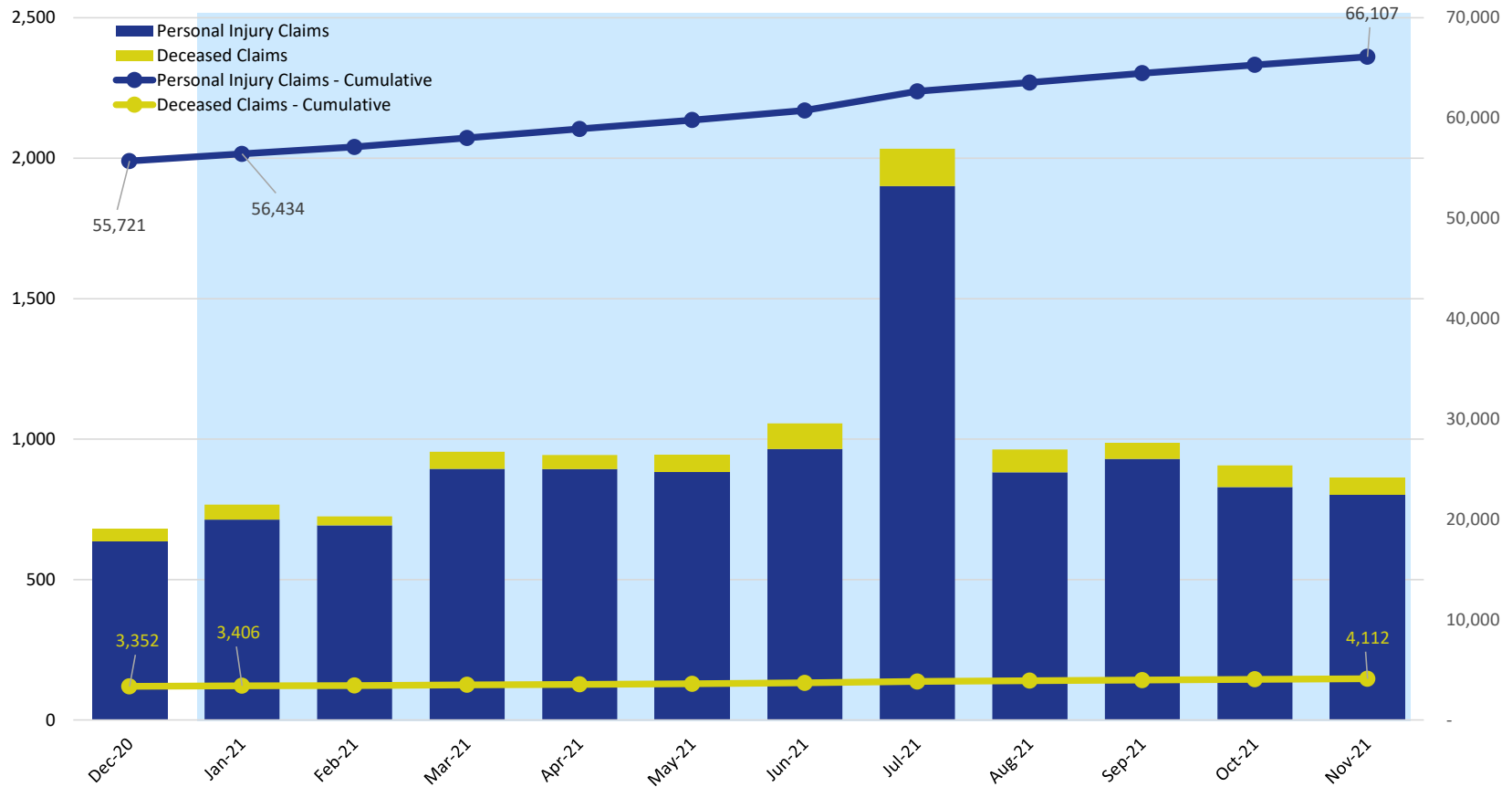
### Unique Registrations



	2020	2021										
	Dec	Jan	Feb	Mar	Apr	May	Jun	Jul	Aug	Sep	Oct	Nov
Registrations - By Month	1,202	1,387	1,307	2,047	1,800	1,887	2,397	11,901	2,046	1,906	1,405	1,166
Registrations - Cumulative	106,775	108,162	109,469	111,516	113,316	115,203	117,600	129,501	131,547	133,453	134,858	136,024

## VCF Program Statistics As of November 30, 2021

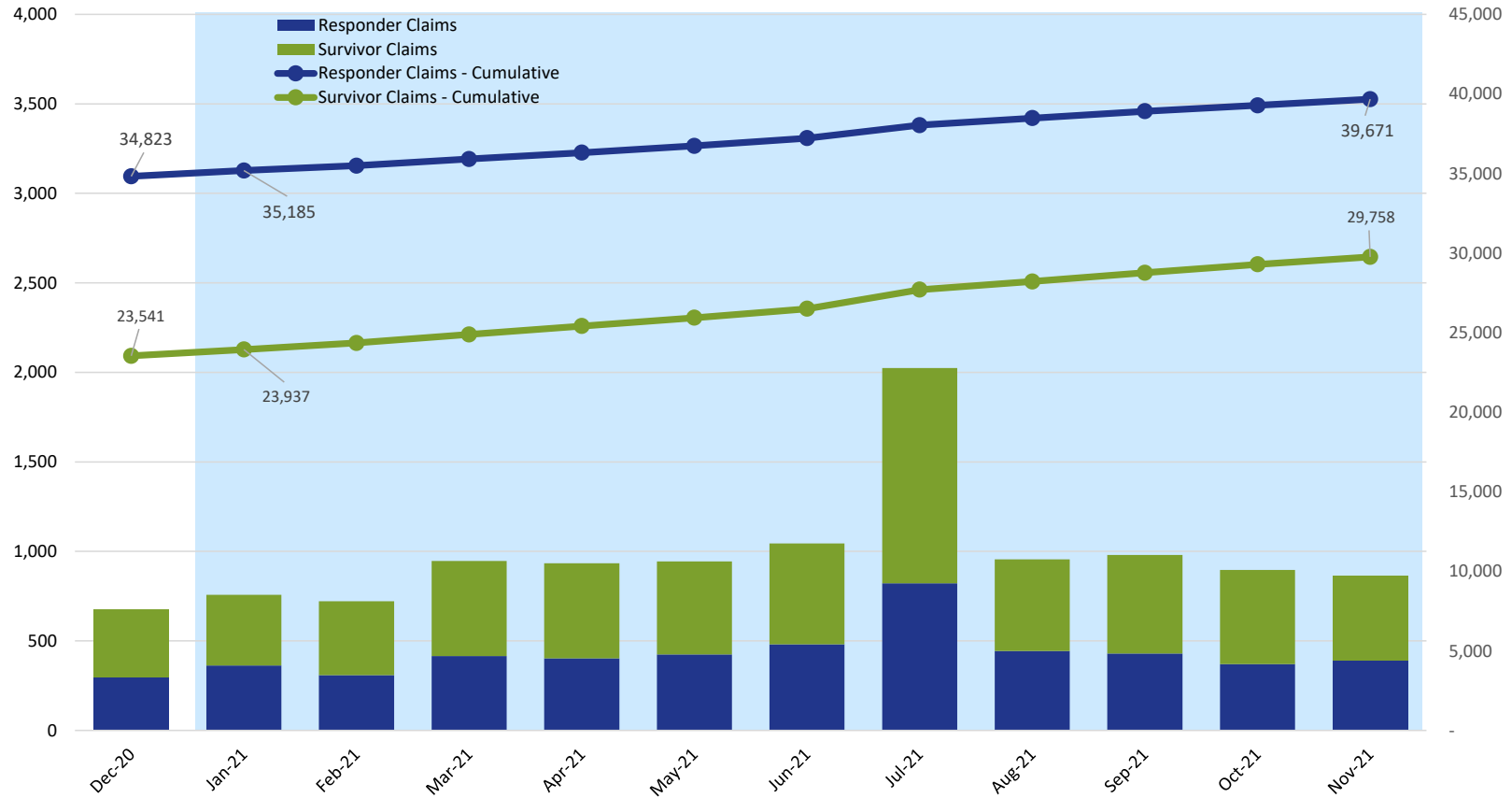
### Claims Submitted by Month: Personal Injury & Deceased



	2020	2021										
	Dec	Jan	Feb	Mar	Apr	May	Jun	Jul	Aug	Sep	Oct	Nov
Personal Injury Claims	637	713	693	894	893	884	965	1,901	882	929	829	803
Deceased Claims	45	54	32	61	50	62	91	133	81	58	77	61
Unknown Claims	-	-	-	-	-	-	-	-	-	-	-	-
Claims - Cumulative	59,073	59,840	60,565	61,520	62,463	63,409	64,465	66,499	67,462	68,449	69,355	70,219

## VCF Program Statistics As of November 30, 2021

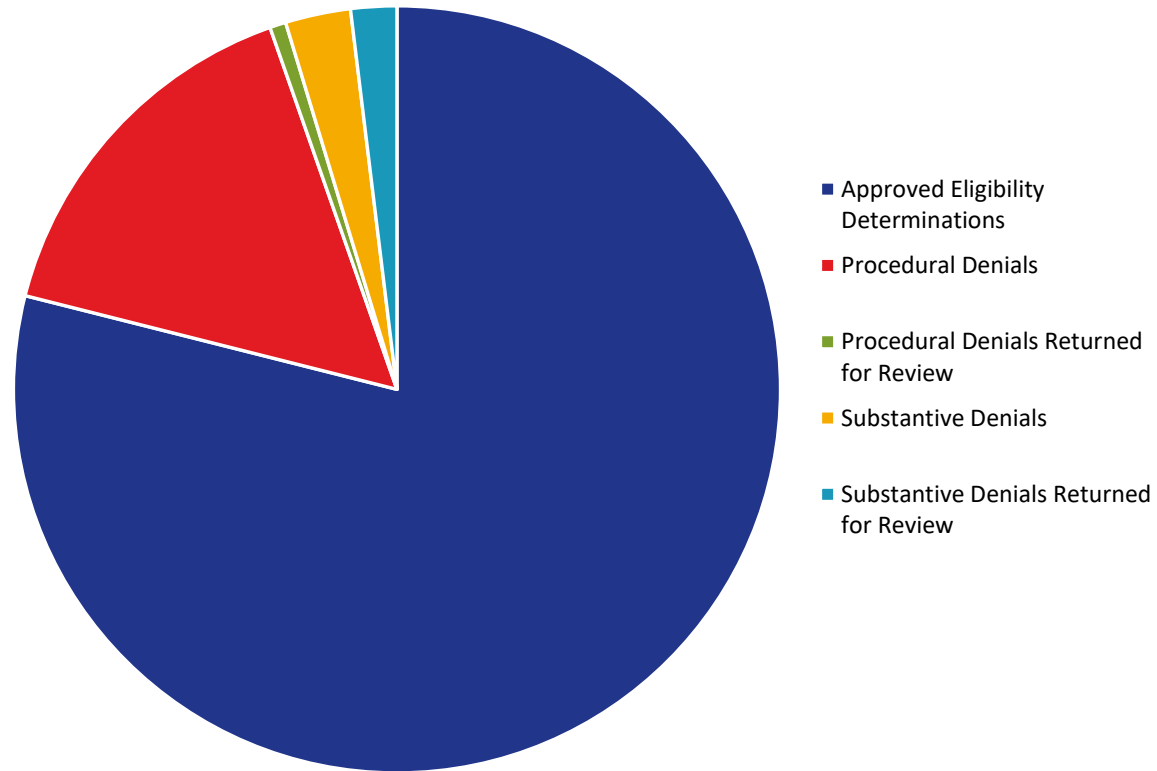
### Claims Submitted by Month: Responder & Survivor



	2020	2021										
	Dec	Jan	Feb	Mar	Apr	May	Jun	Jul	Aug	Sep	Oct	Nov
Responder Claims	300	362	308	415	402	424	481	822	444	430	370	390
Survivor Claims	378	396	414	531	532	520	563	1,202	512	550	527	470
No Response Claims	4	9	3	9	9	2	12	10	7	7	9	4
Claims - Cumulative	59,073	59,840	60,565	61,520	62,463	63,409	64,465	66,499	67,462	68,449	69,355	70,219

## VCF Program Statistics As of November 30, 2021

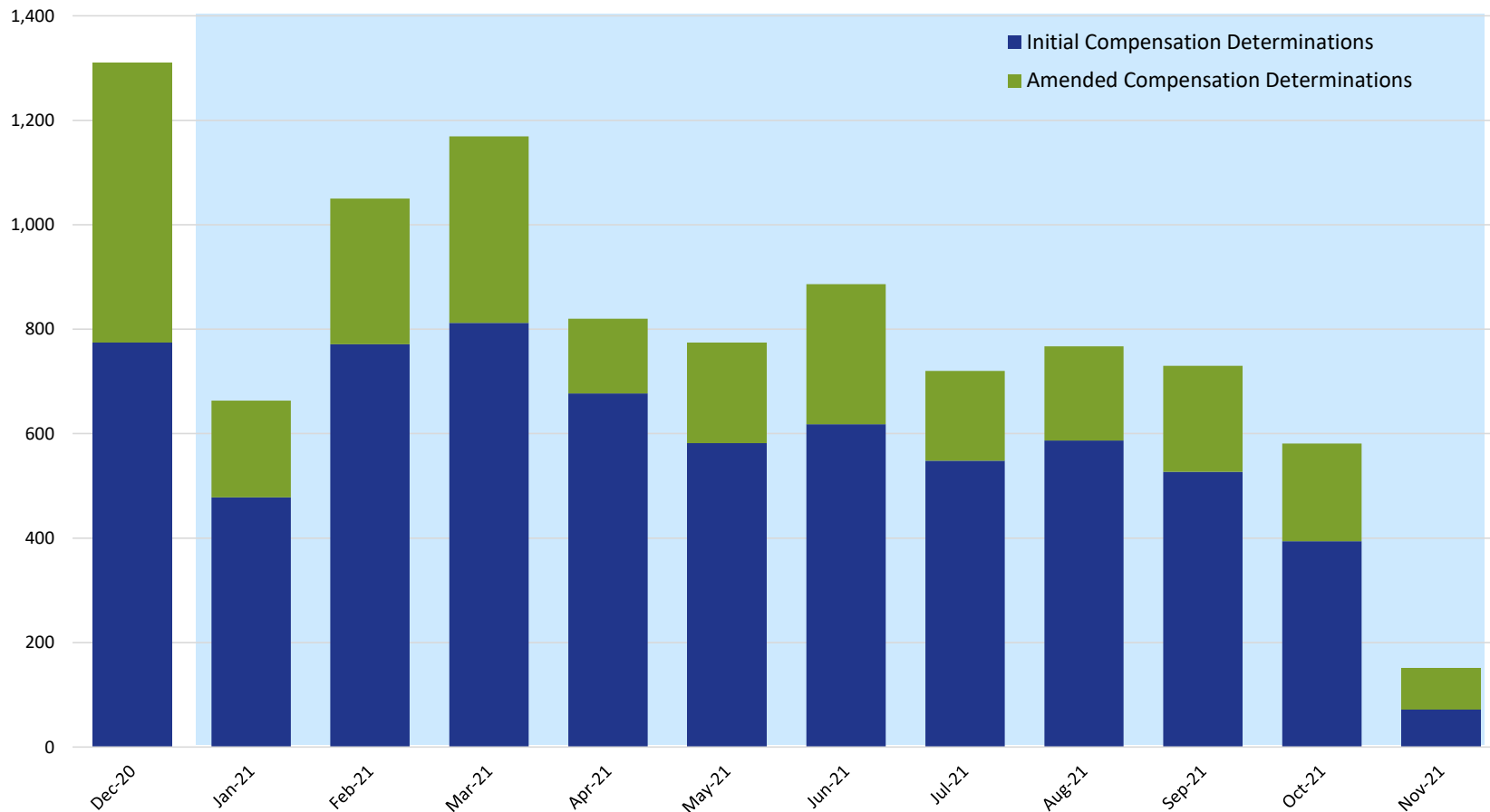
### Eligibility



	2020	2021										
	Dec	Jan	Feb	Mar	Apr	May	Jun	Jul	Aug	Sep	Oct	Nov
Approved Eligibility Determinations	36,091	36,562	37,369	38,184	38,863	39,464	40,040	40,548	41,154	41,679	42,141	42,739
Procedural Denials	5,766	6,522	6,841	7,055	7,262	7,366	7,594	7,723	7,890	7,890	8,349	8,501
Procedural Denials Returned for Review	221	270	291	306	317	323	340	346	359	359	368	369
Substantive Denials	1,077	1,095	1,129	1,156	1,176	1,198	1,224	1,250	1,284	1,291	1,336	1,490
Substantive Denials Returned for Review	422	473	542	586	629	689	762	807	890	927	1,022	1,049

## VCF Program Statistics As of November 30, 2021

### Compensation Determinations by Month: Initial & Amended

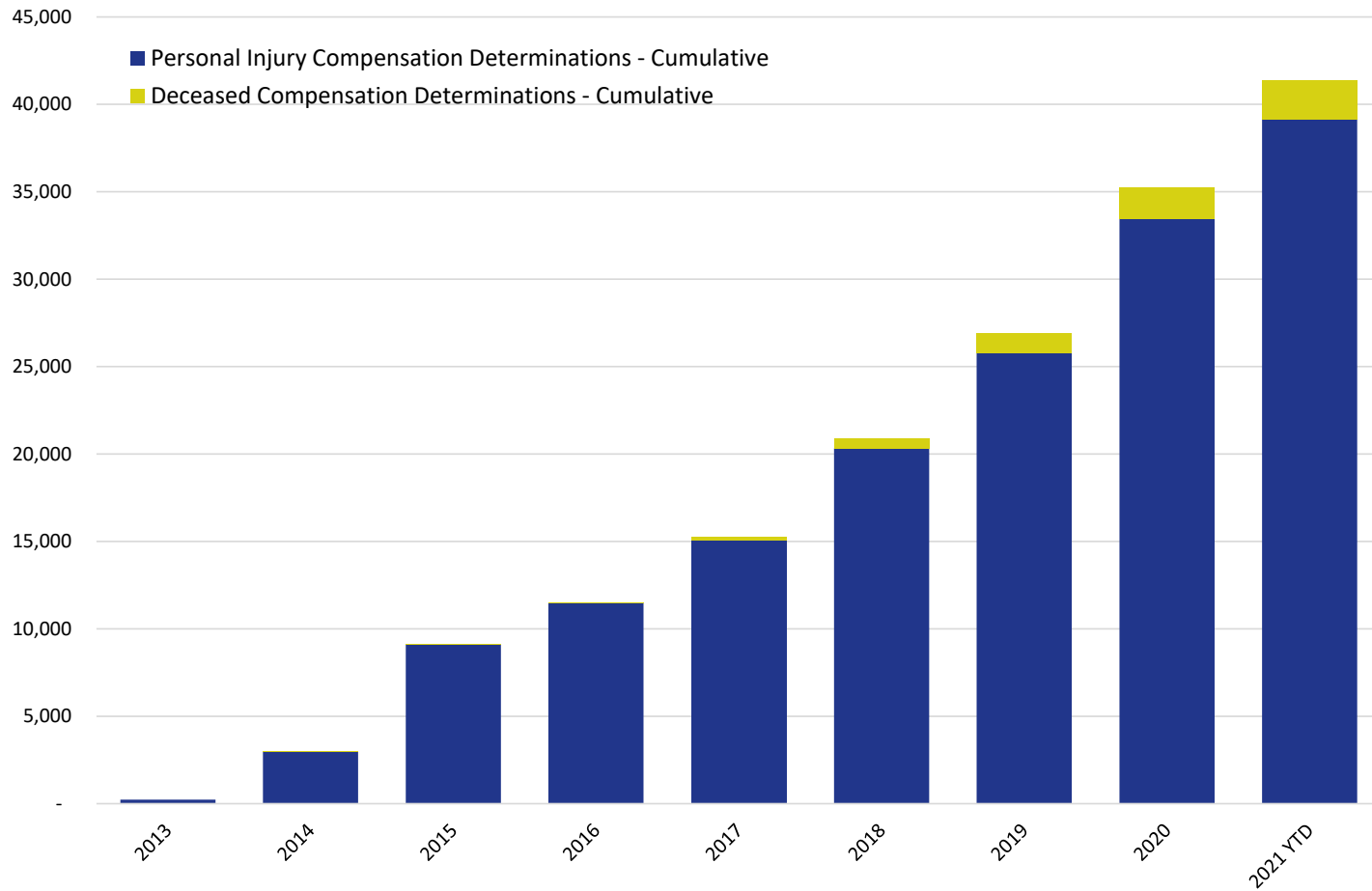


	2020	2021										
	Dec	Jan	Feb	Mar	Apr	May	Jun	Jul	Aug	Sep	Oct	Nov
Initial Compensation Determinations	775	478	771	812	677	583	618	548	587	527	394	73
Amended Compensation Determinations	535	185	279	357	143	191	268	172	180	203	187	79

**NOTE:** This chart includes only those compensation determinations for which the claimant has been notified by the VCF in writing of the amount of their award. Once a claimant is notified, the determination is counted on this chart, but it is reflected in the month in which the award was finalized and deemed ready for final quality checks, not in the month in which the claimant was notified. The VCF process includes a series of quality checks that are completed before a claimant is notified. These quality checks may take several weeks or longer. This means that there are claims for which substantive review has been completed but they are not counted on this chart because the claimant has not yet been notified of the award. This also means that the monthly numbers shown here for prior months will change from one report to the next as claims completed in earlier months finish the quality check process and claimants are notified.

## VCF Program Statistics As of November 30, 2021

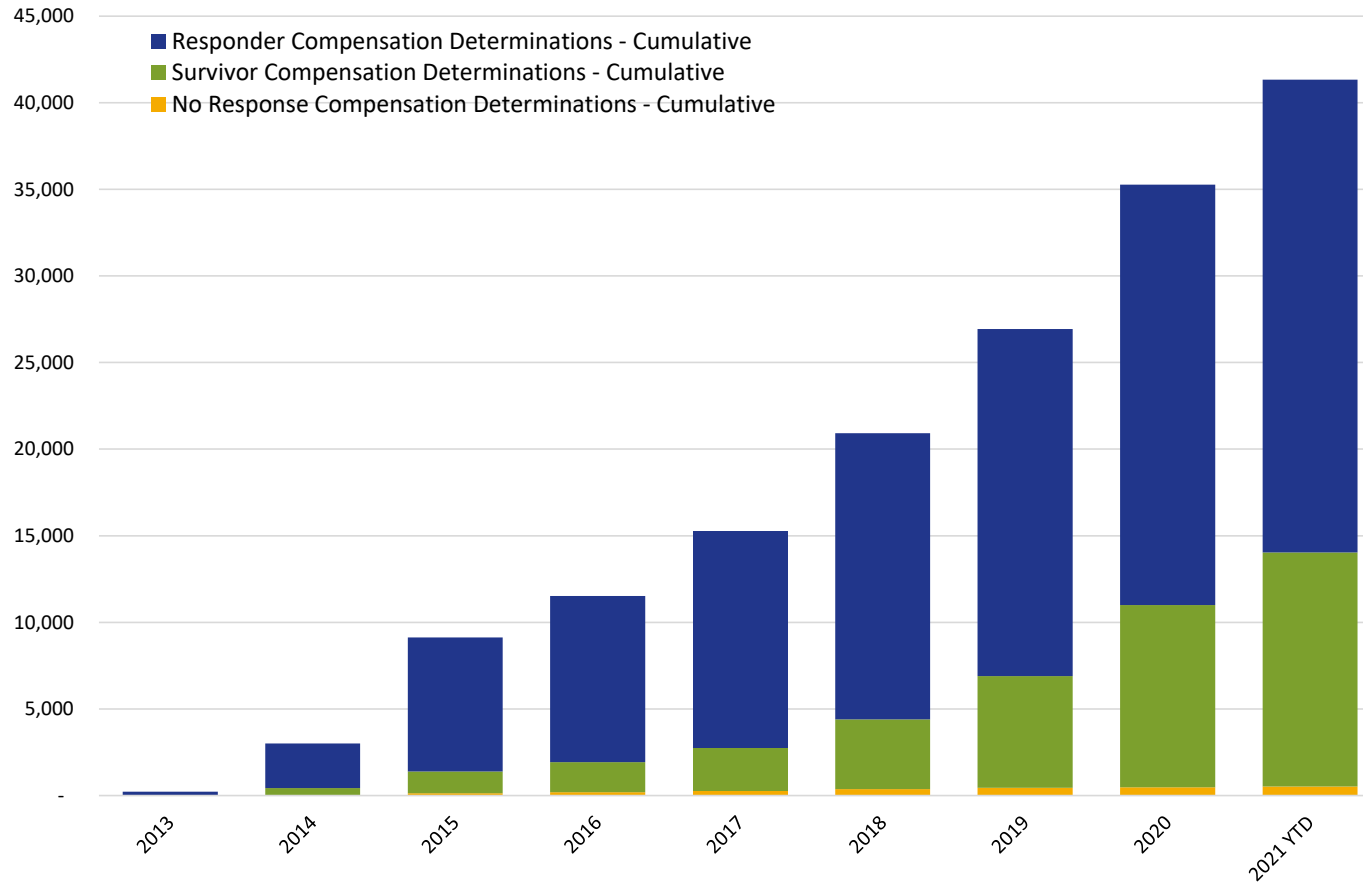
### Cumulative Claims with Compensation Determinations Personal Injury & Deceased



	2013	2014	2015	2016	2017	2018	2019	2020	2021 YTD
Personal Injury Compensation Determinations - Cumulative	225	2,999	9,112	11,473	15,057	20,319	25,775	33,455	39,119
Deceased Compensation Determinations - Cumulative	-	8	20	54	183	594	1,159	1,810	2,214

## VCF Program Statistics As of November 30, 2021

### Cumulative Claims with Compensation Determinations Responder & Survivor



	2013	2014	2015	2016	2017	2018	2019	2020	2021 YTD
Responder Compensation Determinations - Cumulative	218	2,579	7,739	9,595	12,491	16,512	20,032	24,269	27,303
Survivor Compensation Determinations - Cumulative	6	403	1,263	1,740	2,465	4,032	6,461	10,524	13,512
No Response Compensation Determinations - Cumulative	1	25	130	192	284	369	441	472	518