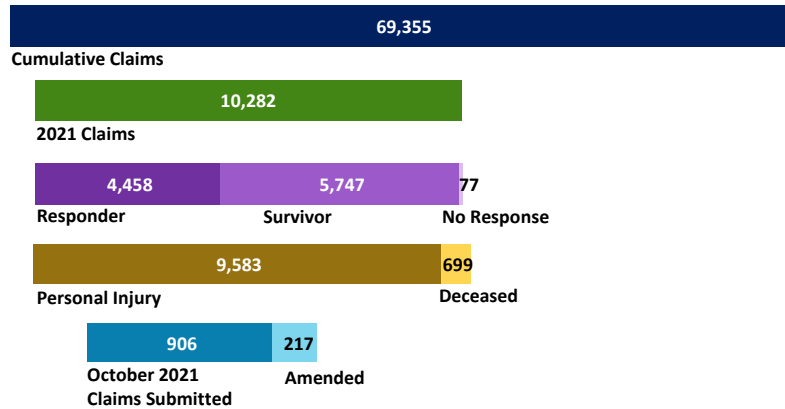


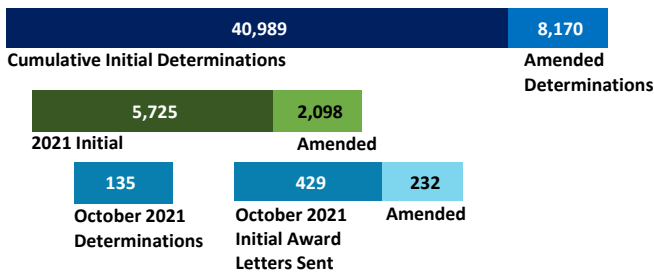
# VCF Program Statistics As of October 31, 2021

## VCF At-A-Glance


### CLAIMS SUBMITTED



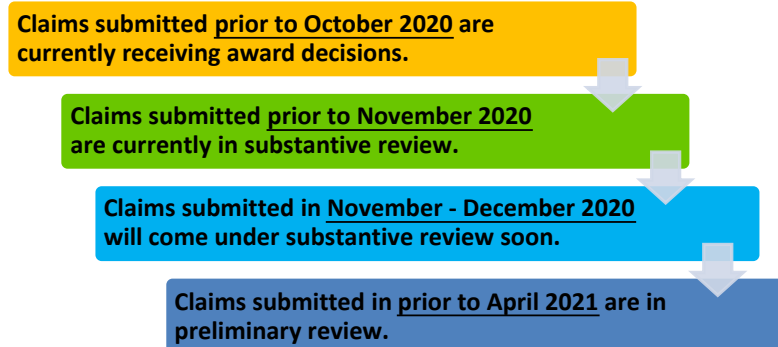
### DETERMINATIONS RENDERED



### DOLLARS AWARDED

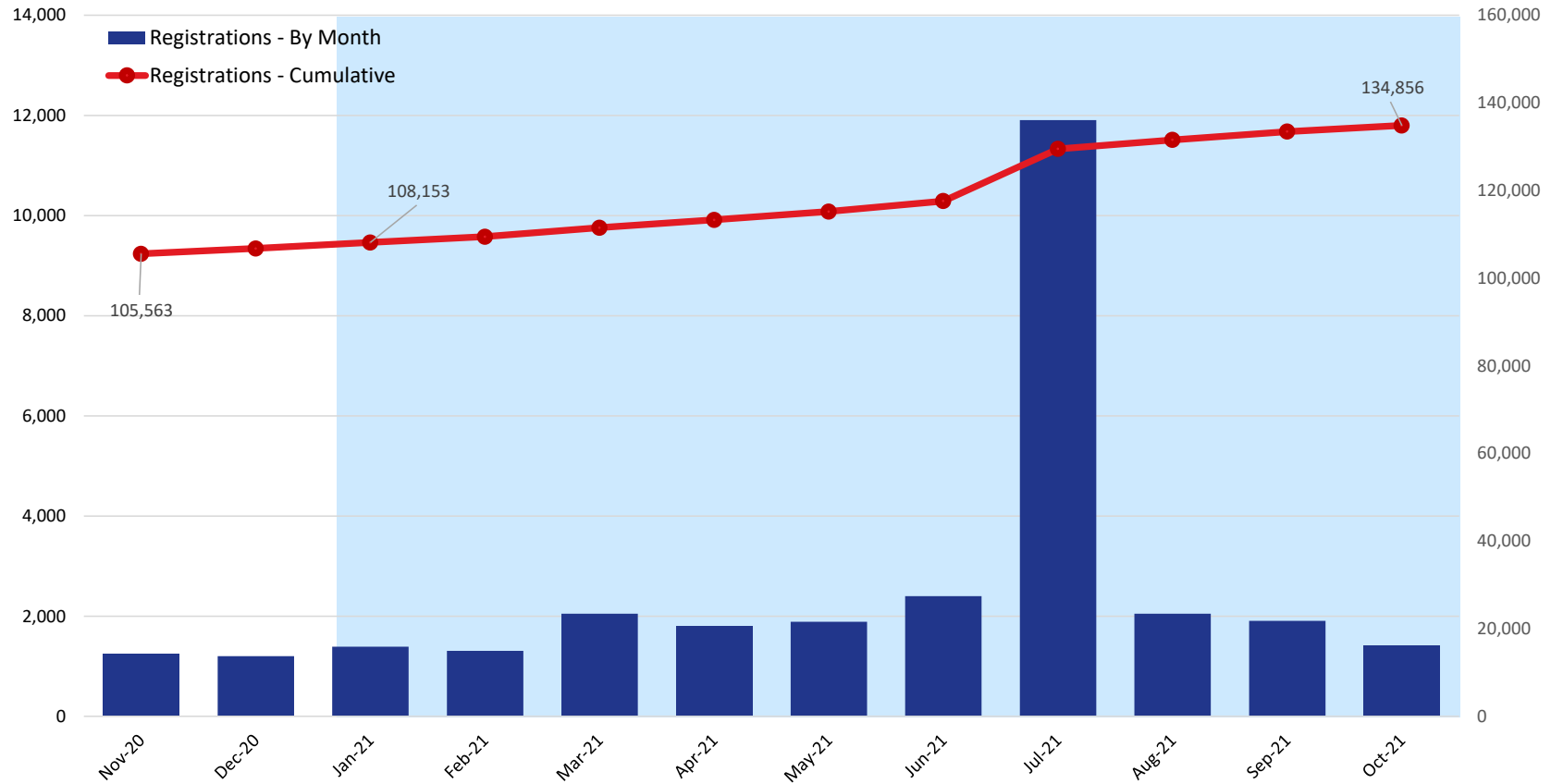


## Claim Review Timeline



## VCF Program Statistics As of October 31, 2021

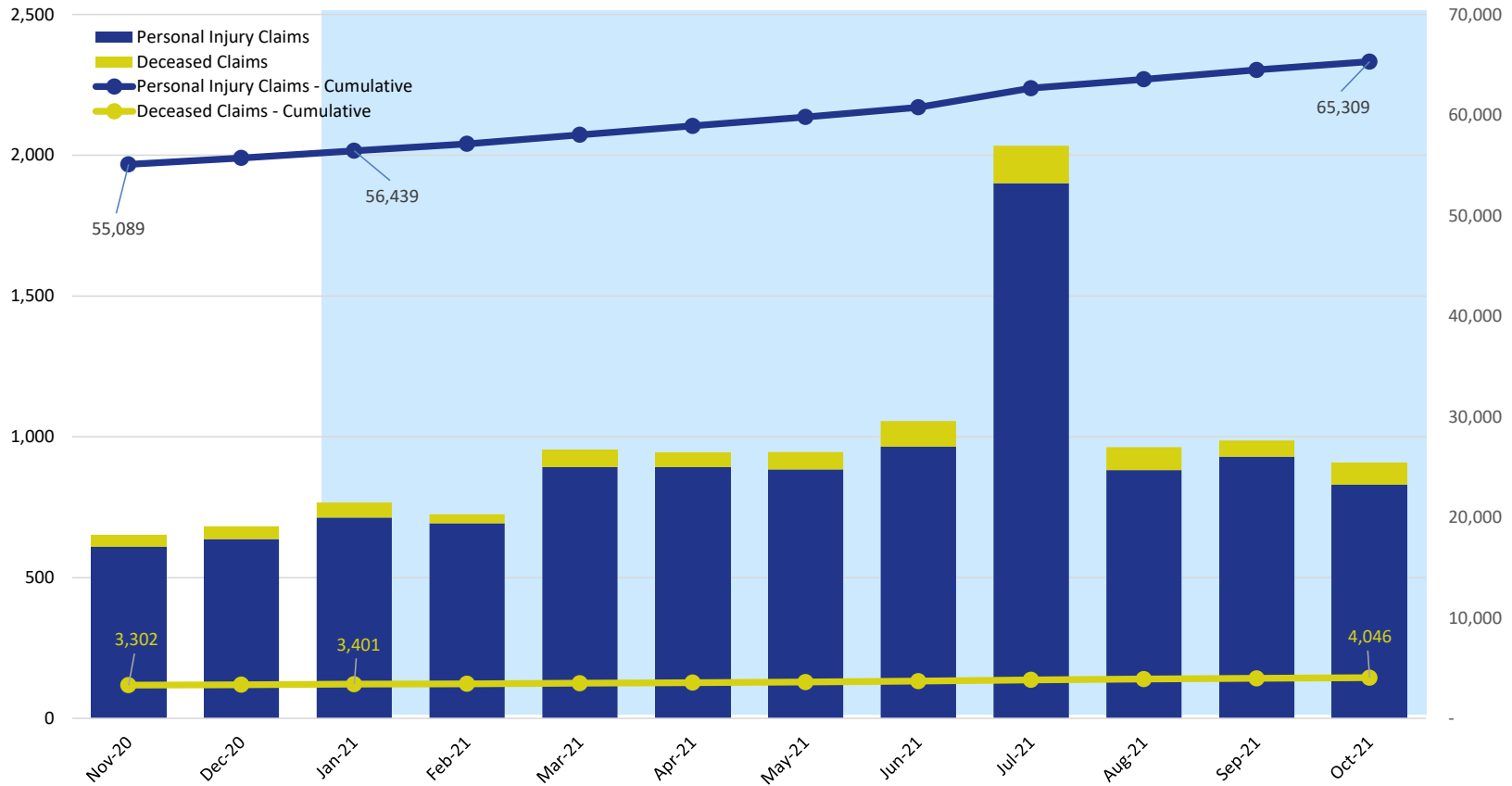
### Unique Registrations



	2020		2021									
	Nov	Dec	Jan	Feb	Mar	Apr	May	Jun	Jul	Aug	Sep	Oct
Registrations - By Month	1,238	1,202	1,388	1,307	2,048	1,800	1,887	2,397	11,904	2,047	1,906	1,407
Registrations - Cumulative	105,563	106,765	108,153	109,460	111,508	113,308	115,195	117,592	129,496	131,543	133,449	134,856

## VCF Program Statistics As of October 31, 2021

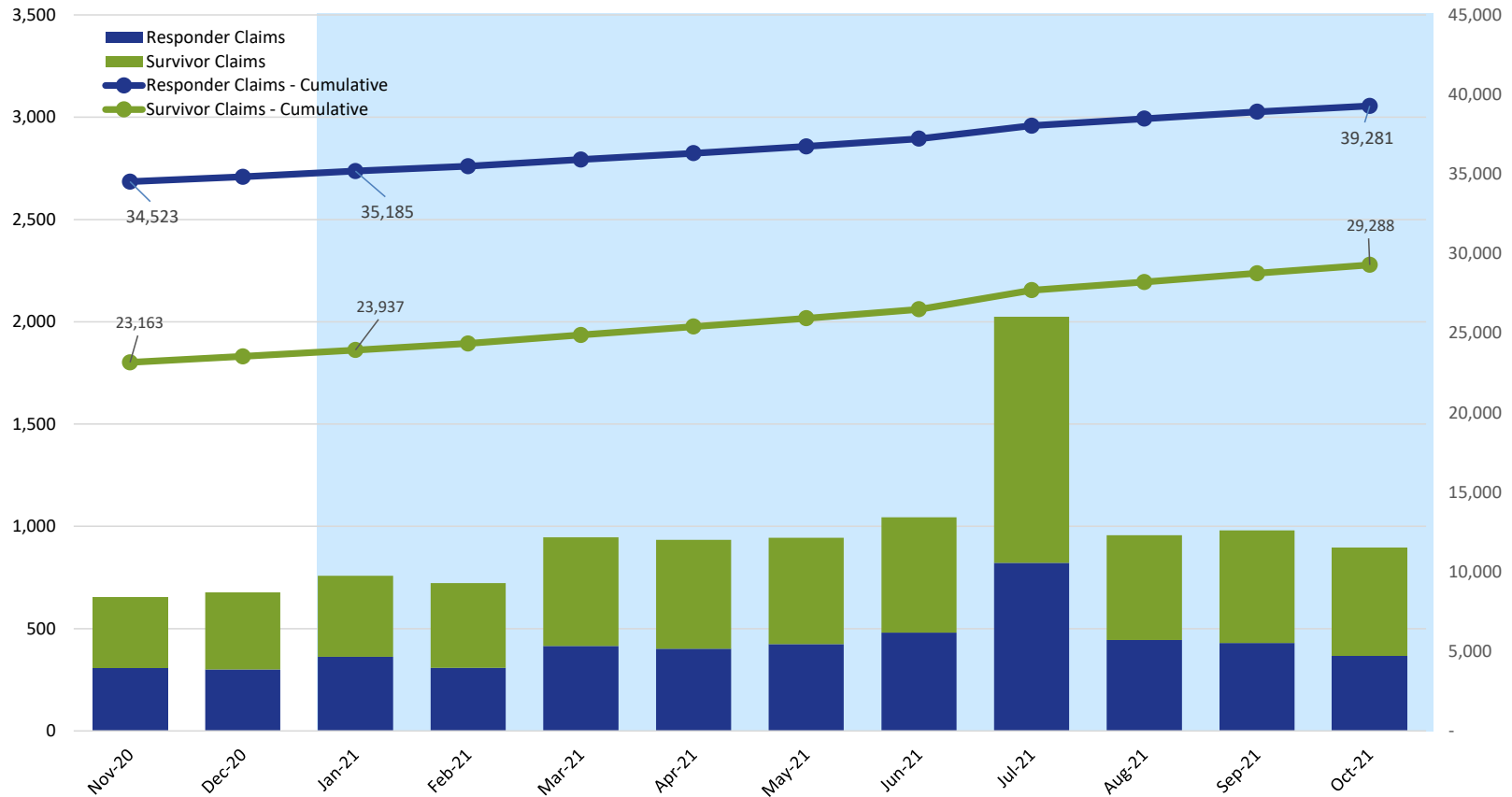
### Claims Submitted by Month: Personal Injury & Deceased



	2020		2021									
	Nov	Dec	Jan	Feb	Mar	Apr	May	Jun	Jul	Aug	Sep	Oct
Personal Injury Claims	609	637	713	693	894	893	884	965	1,901	882	929	829
Deceased Claims	43	45	54	32	61	50	62	91	133	81	58	77
Unknown Claims	-	-	-	-	-	-	-	-	-	-	-	-
Claims - Cumulative	58,391	59,073	59,840	60,565	61,520	62,463	63,409	64,465	66,499	67,462	68,449	69,355

## VCF Program Statistics As of October 31, 2021

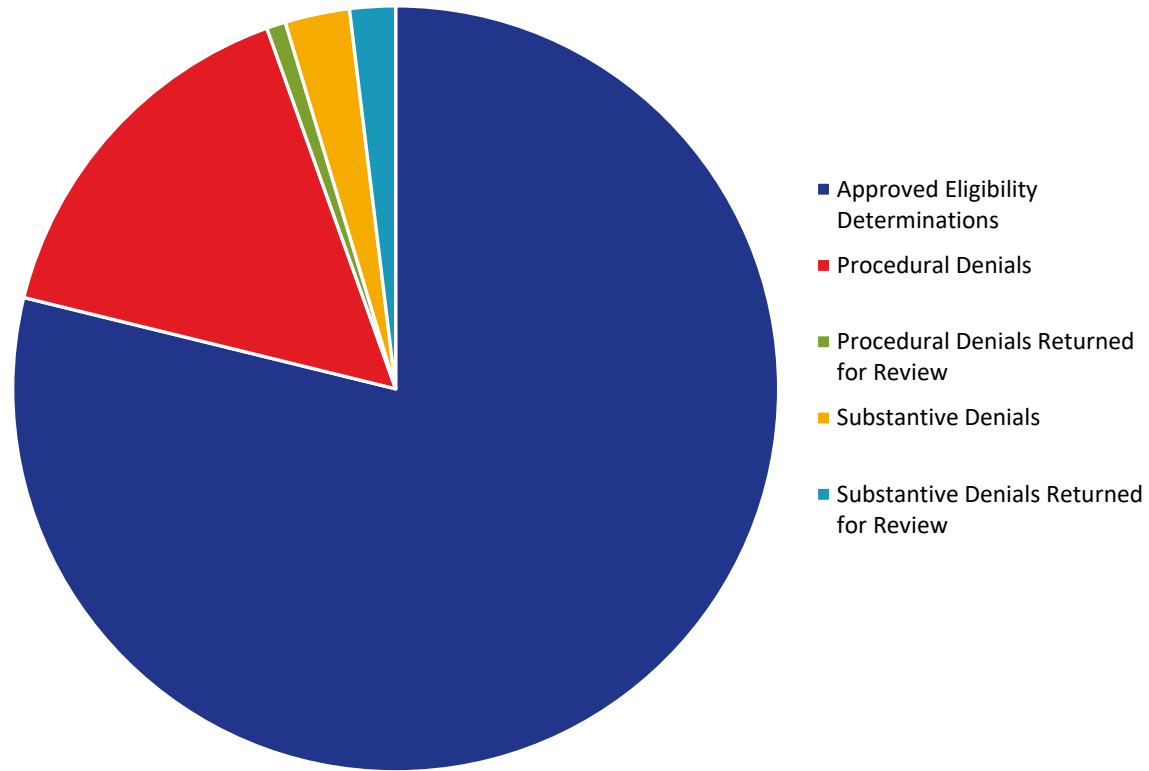
### Claims Submitted by Month: Responder & Survivor



	2020		2021									
	Nov	Dec	Jan	Feb	Mar	Apr	May	Jun	Jul	Aug	Sep	Oct
Responder Claims	307	300	362	308	415	402	424	481	822	444	430	370
Survivor Claims	343	378	396	414	531	532	520	563	1,202	512	550	527
No Response Claims	2	4	9	3	9	9	2	12	10	7	7	9
Claims - Cumulative	58,391	59,073	59,840	60,565	61,520	62,463	63,409	64,465	66,499	67,462	68,449	69,355

## VCF Program Statistics As of October 31, 2021

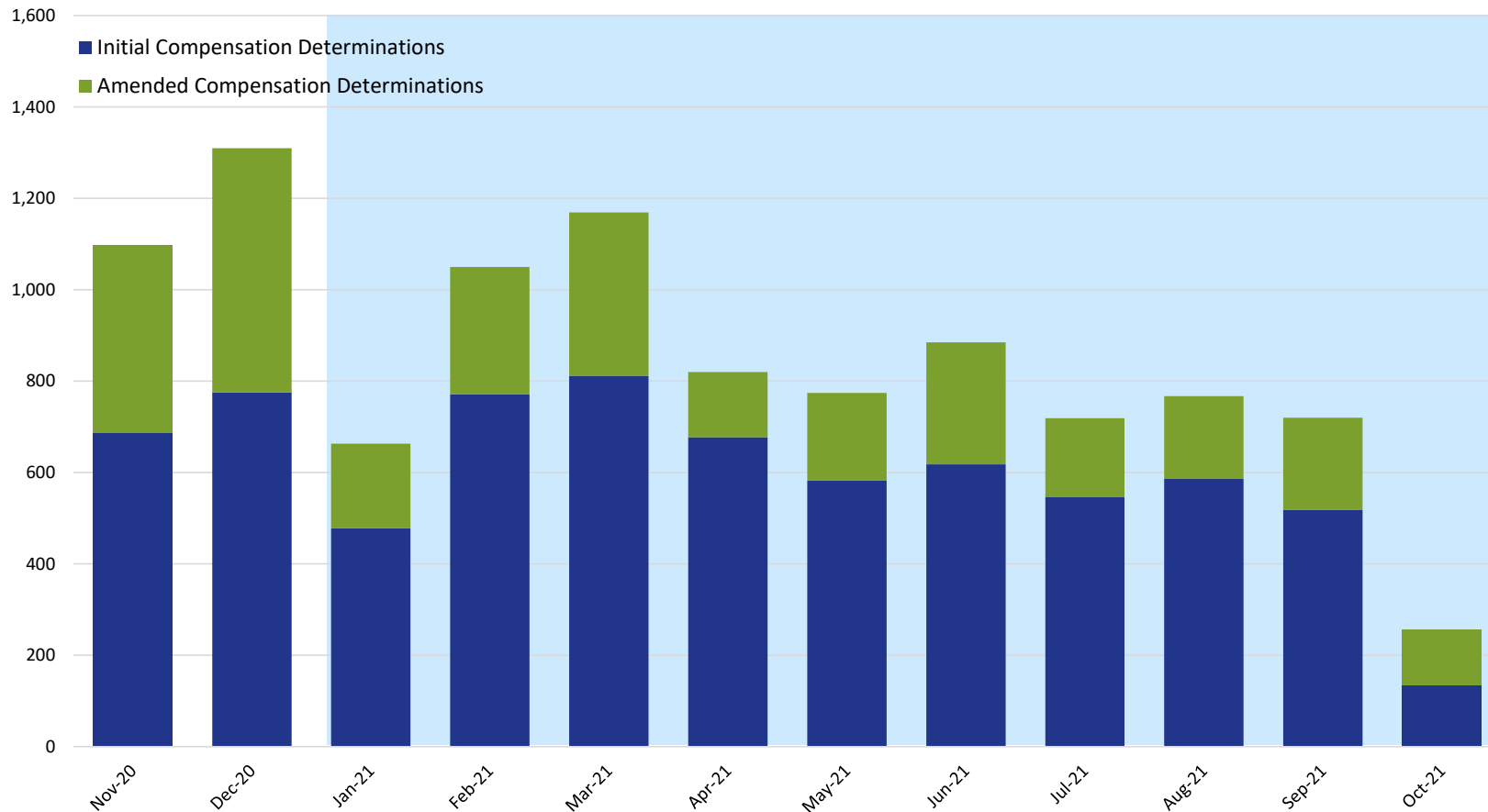
### Eligibility



	2020		2021									
	Nov	Dec	Jan	Feb	Mar	Apr	May	Jun	Jul	Aug	Sep	Oct
Approved Eligibility Determinations	35,308	36,089	36,560	37,367	38,182	38,861	39,462	40,038	40,546	41,152	41,677	42,141
Procedural Denials	5,342	5,780	6,545	6,870	7,084	7,294	7,398	7,630	7,758	7,930	7,930	8,396
Procedural Denials Returned for Review	240	279	336	359	376	387	394	412	420	428	428	430
Substantive Denials	1,067	1,080	1,100	1,135	1,162	1,183	1,206	1,236	1,266	1,304	1,331	1,458
Substantive Denials Returned for Review	424	454	507	582	635	685	750	835	891	990	1,012	1,031

## VCF Program Statistics As of October 31, 2021

### Compensation Determinations by Month: Initial & Amended

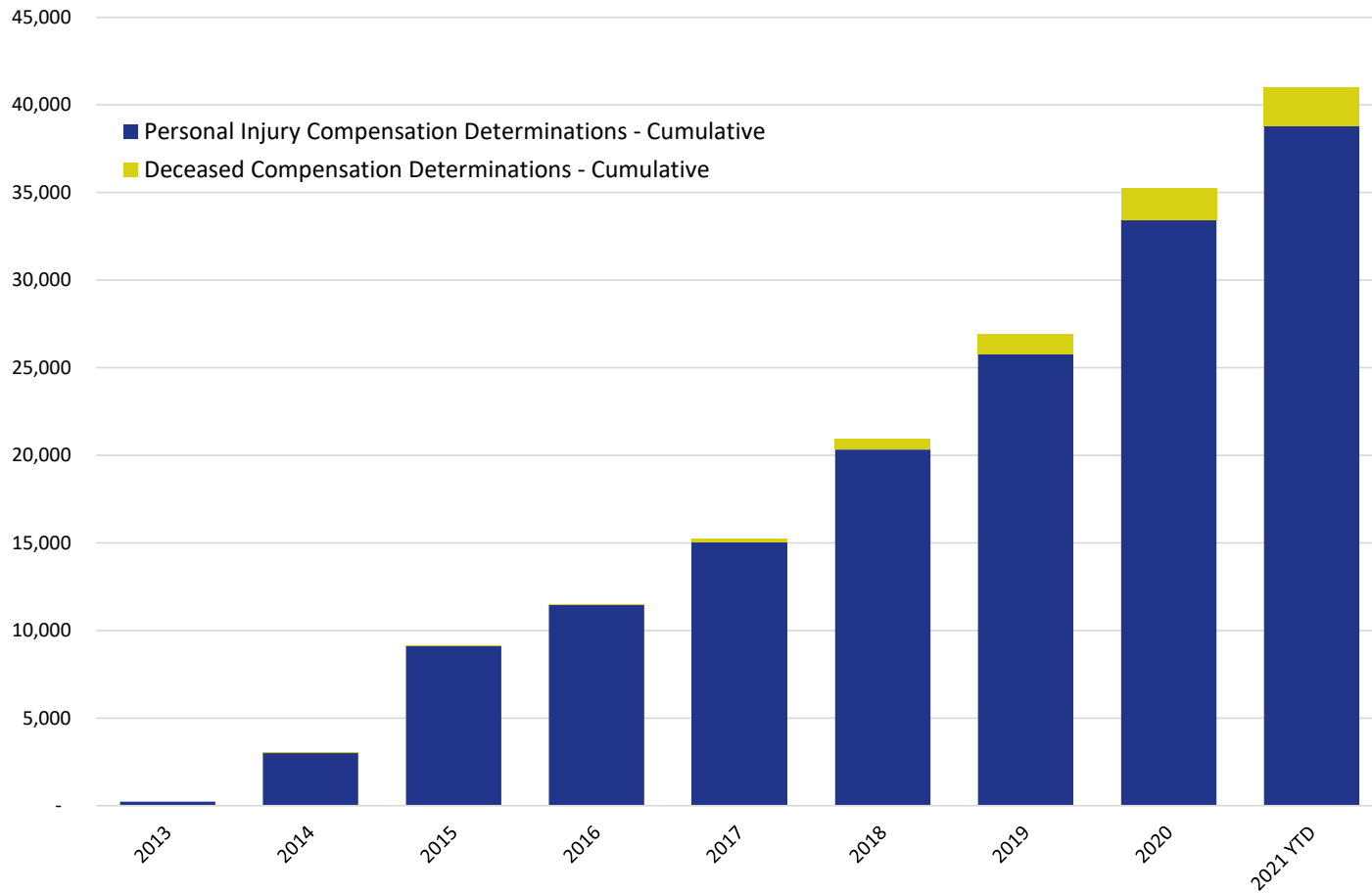


	2020		2021									
	Nov	Dec	Jan	Feb	Mar	Apr	May	Jun	Jul	Aug	Sep	Oct
Initial Compensation Determinations	688	775	478	771	812	677	583	618	547	586	518	135
Amended Compensation Determinations	410	535	185	279	357	143	191	267	172	181	202	121

**NOTE:** This chart includes only those compensation determinations for which the claimant has been notified by the VCF in writing of the amount of their award. Once a claimant is notified, the determination is counted on this chart, but it is reflected in the month in which the award was finalized and deemed ready for final quality checks, not in the month in which the claimant was notified. The VCF process includes a series of quality checks that are completed before a claimant is notified. These quality checks may take several weeks or longer. This means that there are claims for which substantive review has been completed but they are not counted on this chart because the claimant has not yet been notified of the award. This also means that the monthly numbers shown here for prior months will change from one report to the next as claims completed in earlier months finish the quality check process and claimants are notified.

## VCF Program Statistics As of October 31, 2021

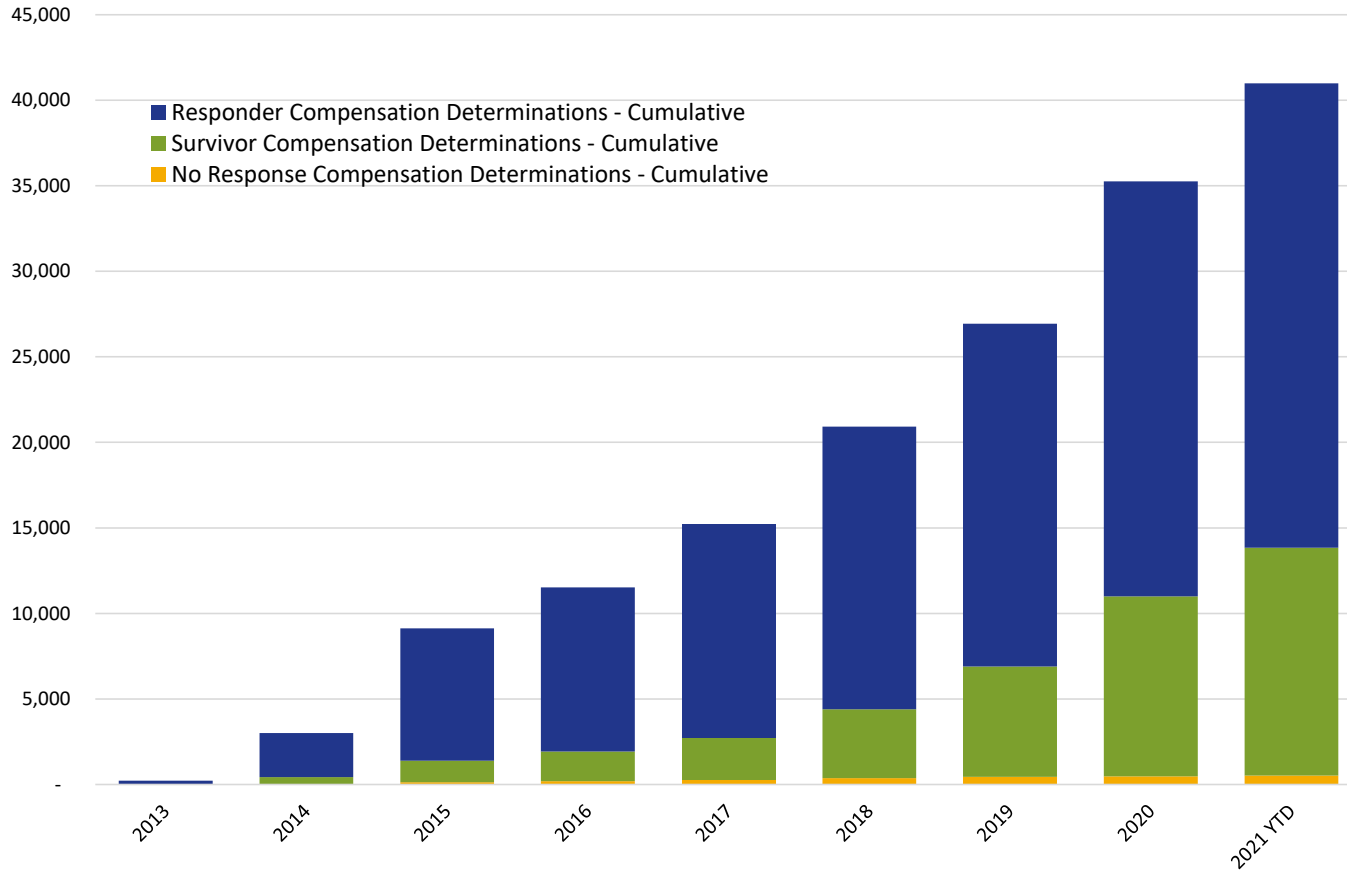
### Cumulative Claims with Compensation Determinations Personal Injury & Deceased



	2013	2014	2015	2016	2017	2018	2019	2020	2021 YTD
Personal Injury Compensation Determinations - Cumulative	225	2,999	9,112	11,473	15,058	20,320	25,776	33,455	38,788
Deceased Compensation Determinations - Cumulative	-	8	20	54	182	593	1,158	1,809	2,201

## VCF Program Statistics As of October 31, 2021

### Cumulative Claims with Compensation Determinations Responder & Survivor



	2013	2014	2015	2016	2017	2018	2019	2020	2021 YTD
Responder Compensation Determinations - Cumulative	218	2,579	7,739	9,595	12,491	16,512	20,032	24,269	27,148
Survivor Compensation Determinations - Cumulative	6	403	1,263	1,740	2,465	4,032	6,461	10,523	13,326
No Response Compensation Determinations - Cumulative	1	25	130	192	284	369	441	472	515