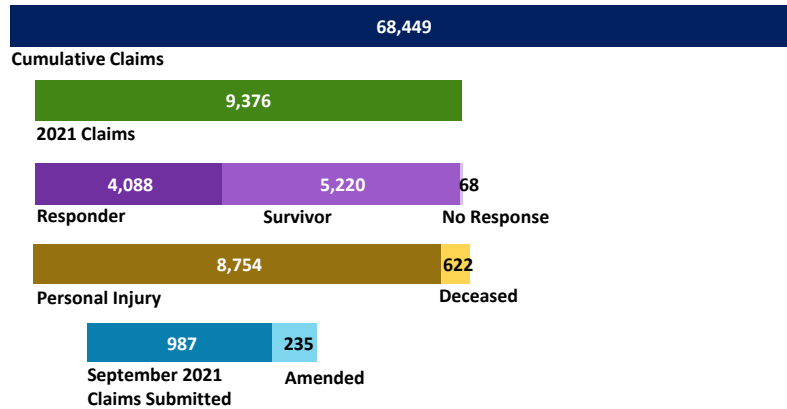


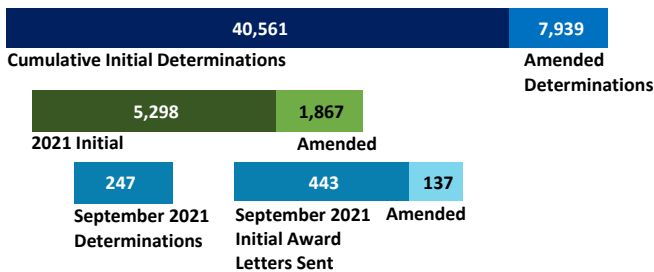
VCF Program Statistics As of September 30, 2021

VCF At-A-Glance


CLAIMS SUBMITTED



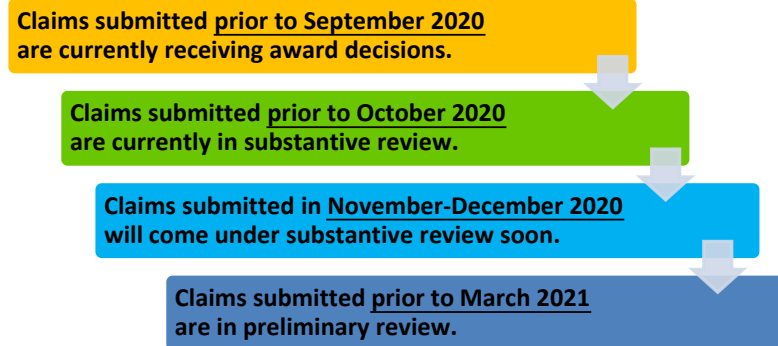
DETERMINATIONS RENDERED



DOLLARS AWARDED

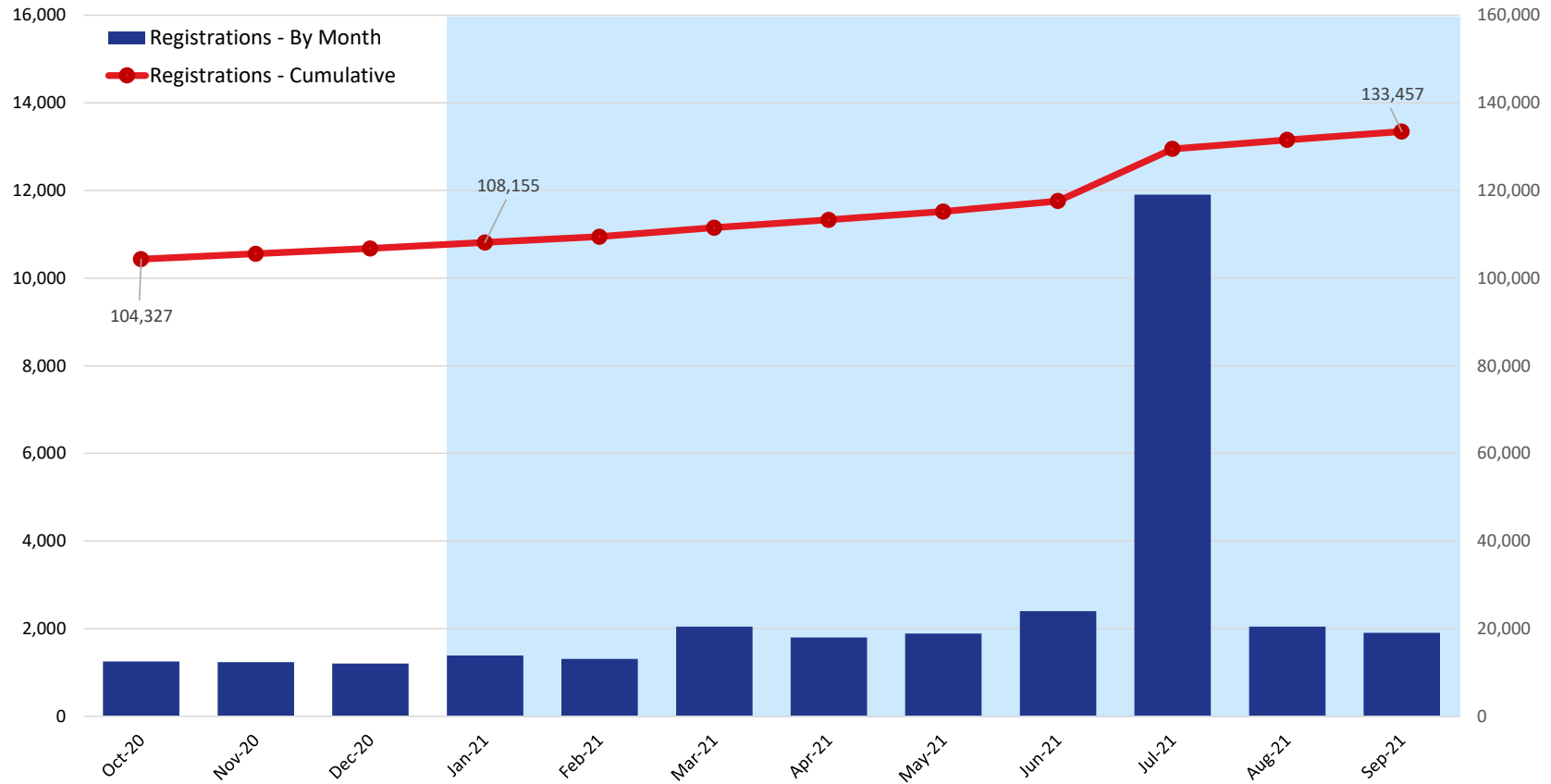


Claim Review Timeline



VCF Program Statistics As of September 30, 2021

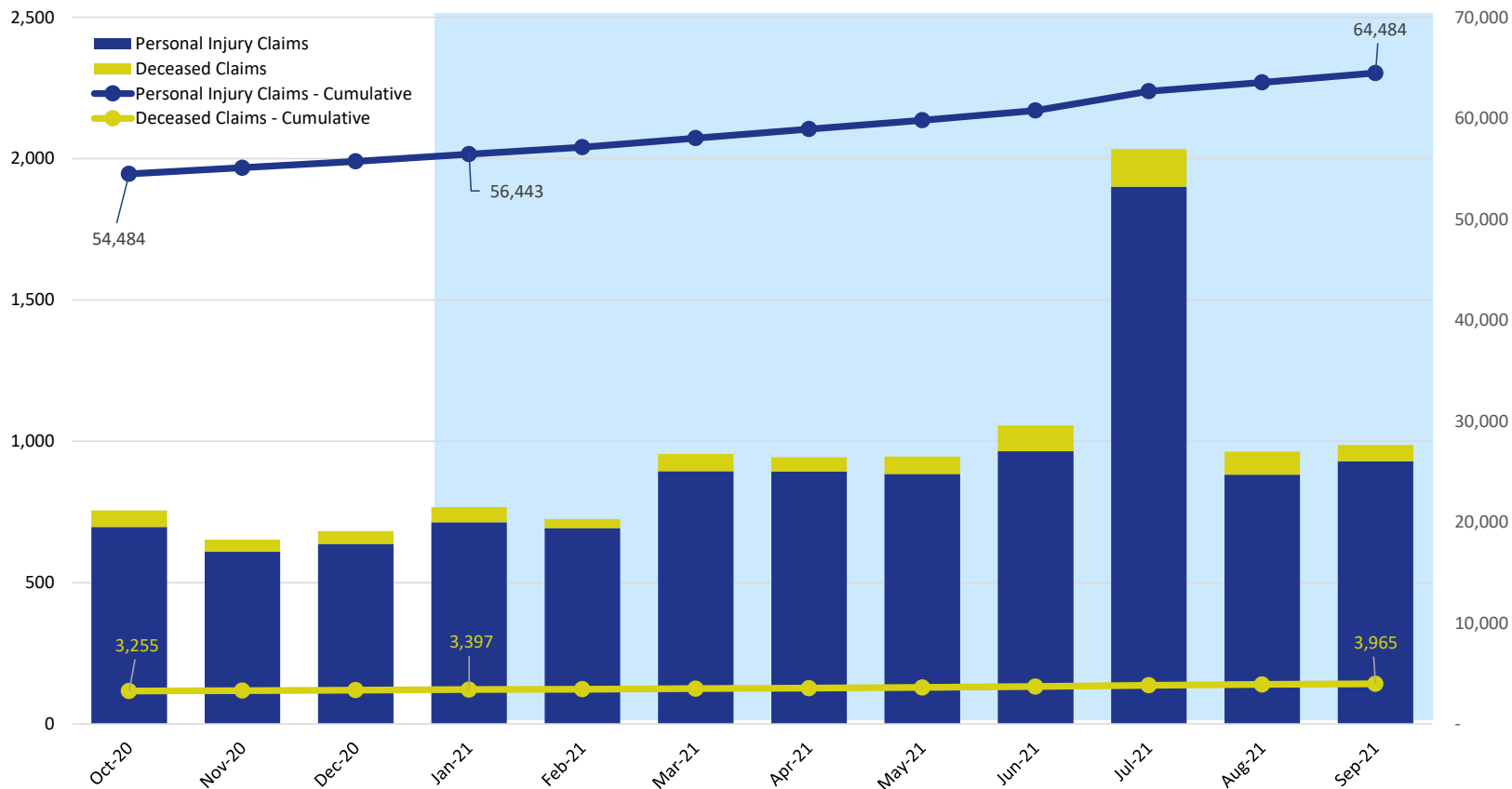
Unique Registrations



| | 2020 | | | 2021 | | | | | | | | |
|----------------------------|---------|---------|---------|---------|---------|---------|---------|---------|---------|---------|---------|---------|
| | Oct | Nov | Dec | Jan | Feb | Mar | Apr | May | Jun | Jul | Aug | Sep |
| Registrations - By Month | 1,249 | 1,238 | 1,202 | 1,388 | 1,307 | 2,049 | 1,801 | 1,888 | 2,400 | 11,904 | 2,047 | 1,906 |
| Registrations - Cumulative | 104,327 | 105,565 | 106,767 | 108,155 | 109,462 | 111,511 | 113,312 | 115,200 | 117,600 | 129,504 | 131,551 | 133,457 |

VCF Program Statistics As of September 30, 2021

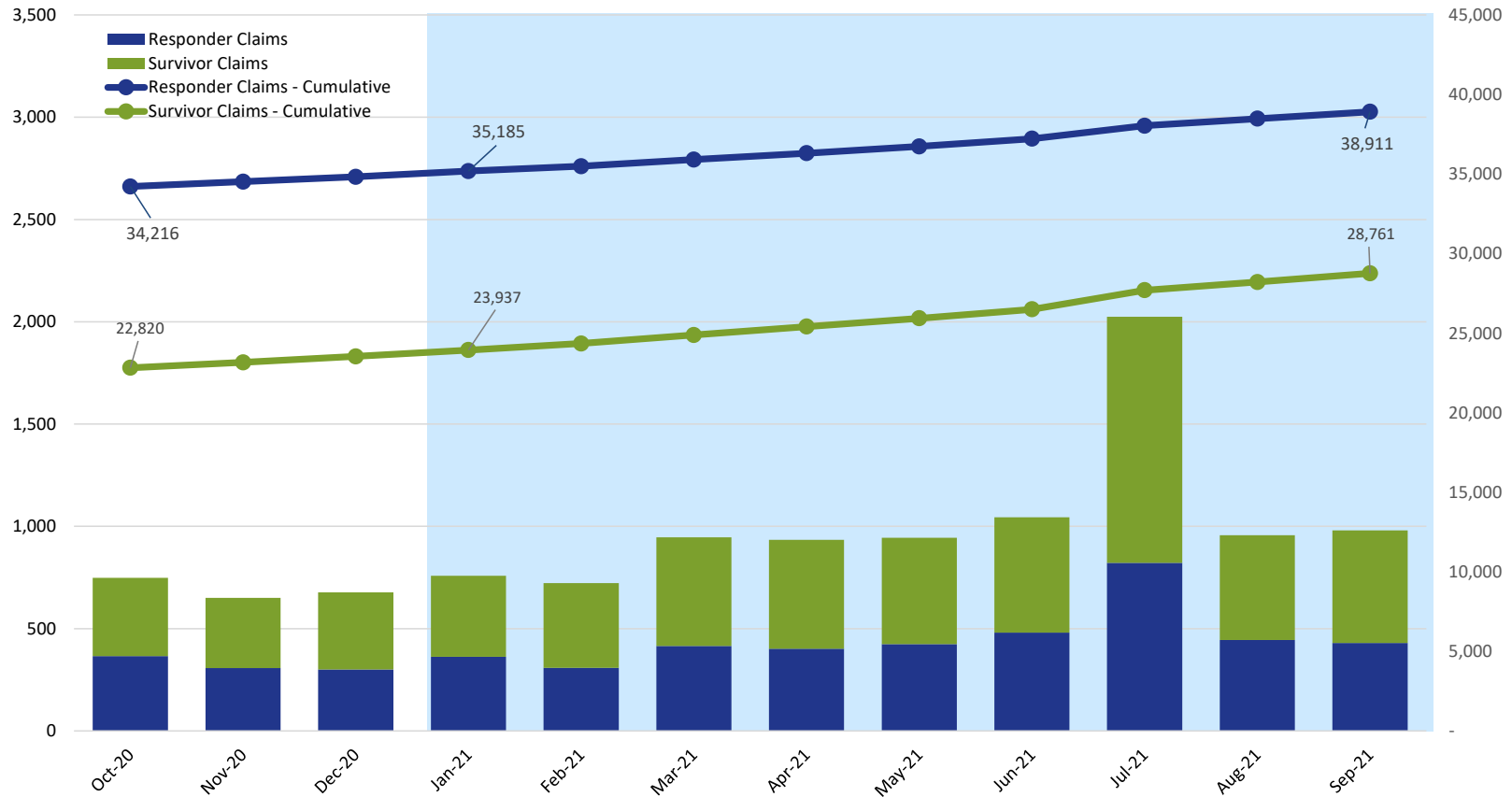
Claims Submitted by Month: Personal Injury & Deceased



| | 2020 | | | 2021 | | | | | | | | |
|------------------------|--------|--------|--------|--------|--------|--------|--------|--------|--------|--------|--------|--------|
| | Oct | Nov | Dec | Jan | Feb | Mar | Apr | May | Jun | Jul | Aug | Sep |
| Personal Injury Claims | 697 | 609 | 637 | 713 | 693 | 894 | 893 | 884 | 965 | 1,901 | 882 | 929 |
| Deceased Claims | 58 | 43 | 45 | 54 | 32 | 61 | 50 | 62 | 91 | 133 | 81 | 58 |
| Unknown Claims | - | - | - | - | - | - | - | - | - | - | - | - |
| Claims - Cumulative | 57,739 | 58,391 | 59,073 | 59,840 | 60,565 | 61,520 | 62,463 | 63,409 | 64,465 | 66,499 | 67,462 | 68,449 |

VCF Program Statistics As of September 30, 2021

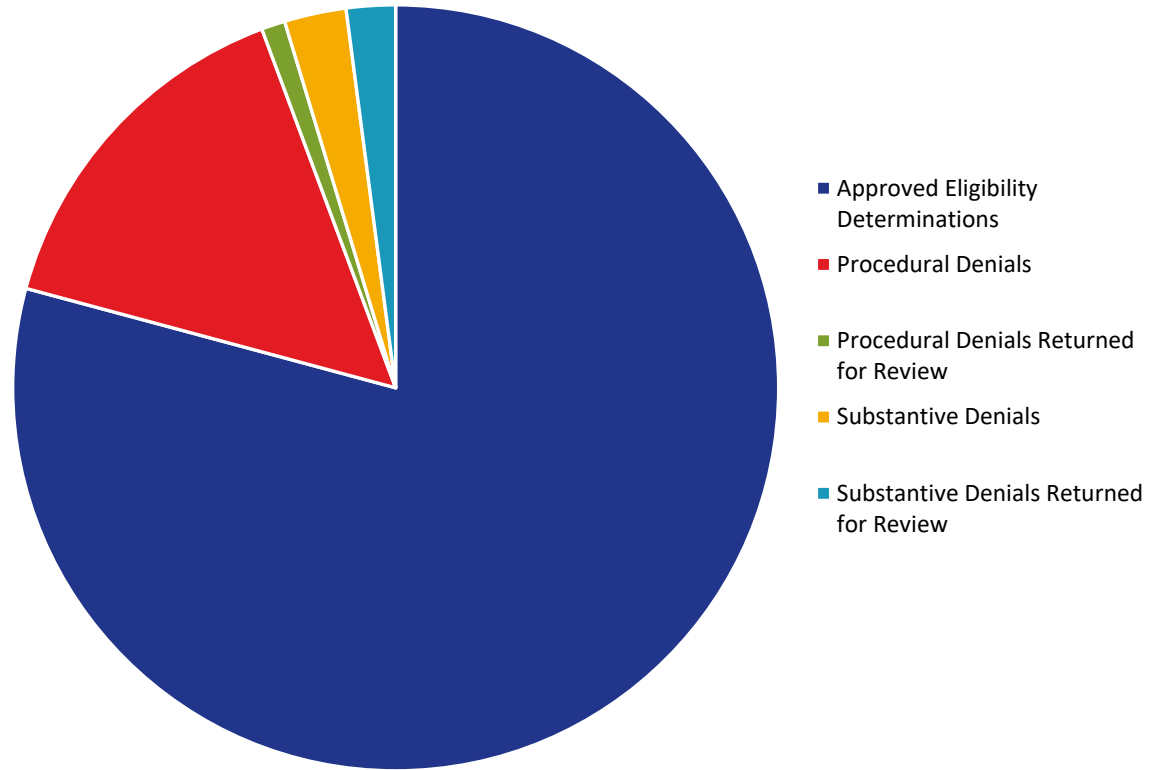
Claims Submitted by Month: Responder & Survivor



| | 2020 | | | 2021 | | | | | | | | |
|---------------------|--------|--------|--------|--------|--------|--------|--------|--------|--------|--------|--------|--------|
| | Oct | Nov | Dec | Jan | Feb | Mar | Apr | May | Jun | Jul | Aug | Sep |
| Responder Claims | 366 | 307 | 300 | 362 | 308 | 415 | 402 | 424 | 481 | 822 | 444 | 430 |
| Survivor Claims | 382 | 343 | 378 | 396 | 414 | 531 | 532 | 520 | 563 | 1,202 | 512 | 550 |
| No Response Claims | 7 | 2 | 4 | 9 | 3 | 9 | 9 | 2 | 12 | 10 | 7 | 7 |
| Claims - Cumulative | 57,739 | 58,391 | 59,073 | 59,840 | 60,565 | 61,520 | 62,463 | 63,409 | 64,465 | 66,499 | 67,462 | 68,449 |

VCF Program Statistics As of September 30, 2021

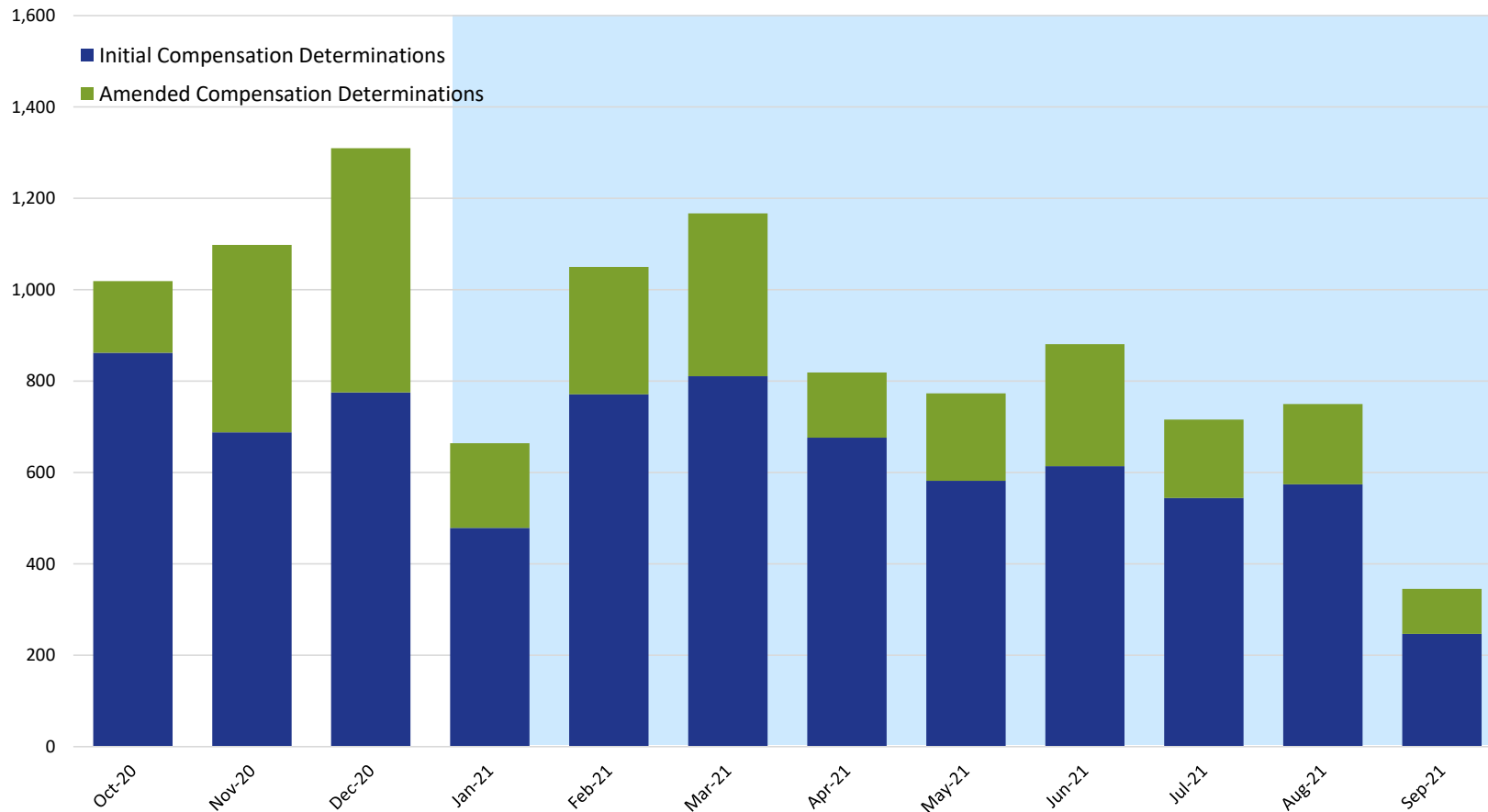
Eligibility



| | 2020 | | | 2021 | | | | | | | | |
|---|--------|--------|--------|--------|--------|--------|--------|--------|--------|--------|--------|--------|
| | Oct | Nov | Dec | Jan | Feb | Mar | Apr | May | Jun | Jul | Aug | Sep |
| Approved Eligibility Determinations | 34,688 | 35,309 | 36,090 | 36,561 | 37,368 | 38,183 | 38,862 | 39,463 | 40,039 | 40,547 | 41,153 | 41,679 |
| Procedural Denials | 5,326 | 5,342 | 5,789 | 6,566 | 6,894 | 7,106 | 7,318 | 7,422 | 7,656 | 7,787 | 7,966 | 7,966 |
| Procedural Denials Returned for Review | 343 | 343 | 380 | 435 | 460 | 482 | 493 | 501 | 518 | 525 | 526 | 526 |
| Substantive Denials | 1,051 | 1,073 | 1,085 | 1,104 | 1,144 | 1,171 | 1,194 | 1,219 | 1,250 | 1,281 | 1,326 | 1,374 |
| Substantive Denials Returned for Review | 401 | 459 | 491 | 550 | 629 | 689 | 742 | 814 | 917 | 978 | 1,087 | 1,091 |

VCF Program Statistics As of September 30, 2021

Compensation Determinations by Month: Initial & Amended

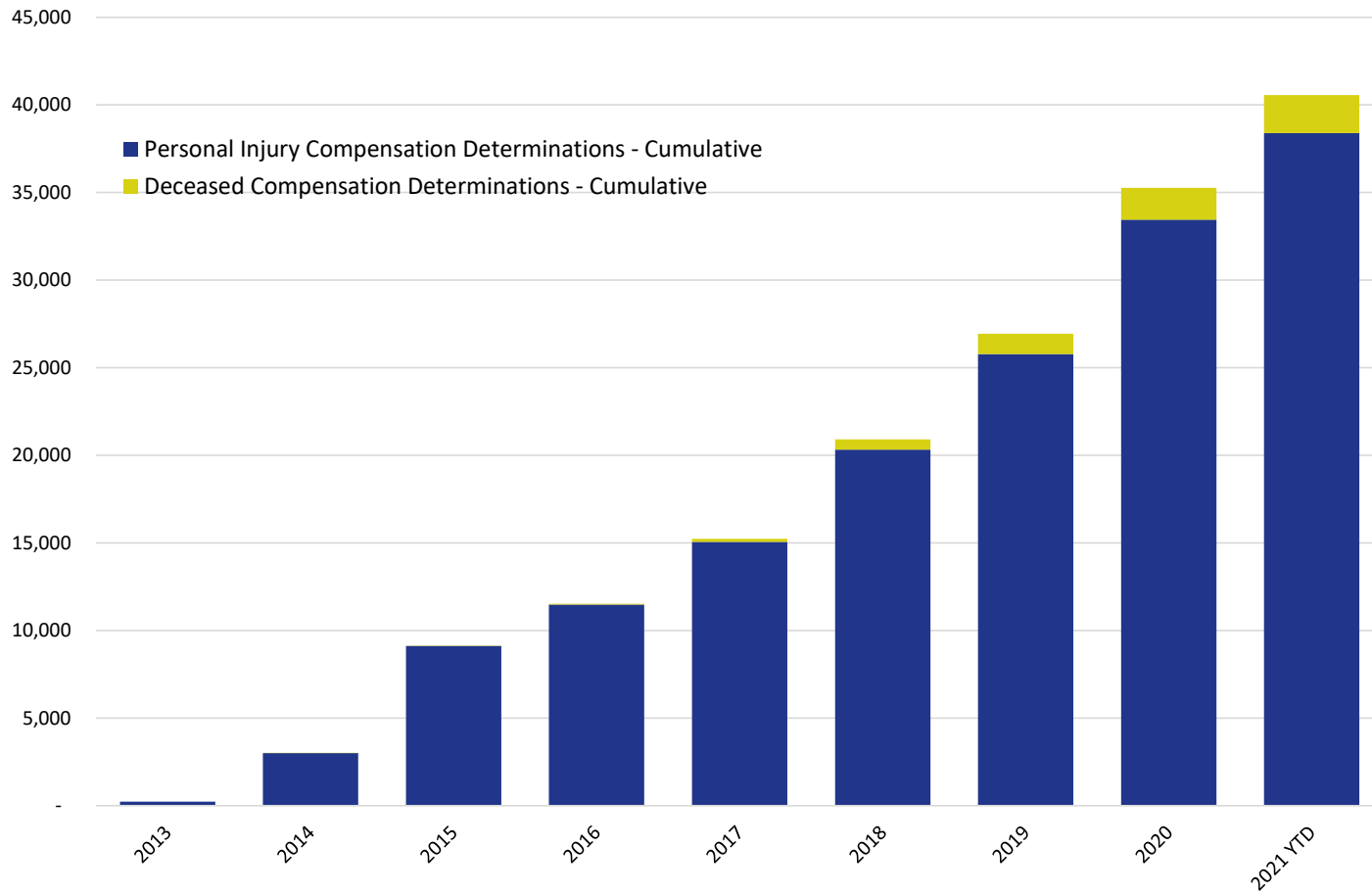


| | 2020 | | | 2021 | | | | | | | | |
|-------------------------------------|------|-----|-----|------|-----|-----|-----|-----|-----|-----|-----|-----|
| | Oct | Nov | Dec | Jan | Feb | Mar | Apr | May | Jun | Jul | Aug | Sep |
| Initial Compensation Determinations | 862 | 688 | 775 | 479 | 771 | 811 | 676 | 582 | 614 | 544 | 574 | 247 |
| Amended Compensation Determinations | 157 | 410 | 535 | 185 | 279 | 356 | 143 | 191 | 267 | 172 | 176 | 98 |

NOTE: This chart includes only those compensation determinations for which the claimant has been notified by the VCF in writing of the amount of their award. Once a claimant is notified, the determination is counted on this chart, but it is reflected in the month in which the award was finalized and deemed ready for final quality checks, not in the month in which the claimant was notified. The VCF process includes a series of quality checks that are completed before a claimant is notified. These quality checks may take several weeks or longer. This means that there are claims for which substantive review has been completed but they are not counted on this chart because the claimant has not yet been notified of the award. This also means that the monthly numbers shown here for prior months will change from one report to the next as claims completed in earlier months finish the quality check process and claimants are notified.

VCF Program Statistics As of September 30, 2021

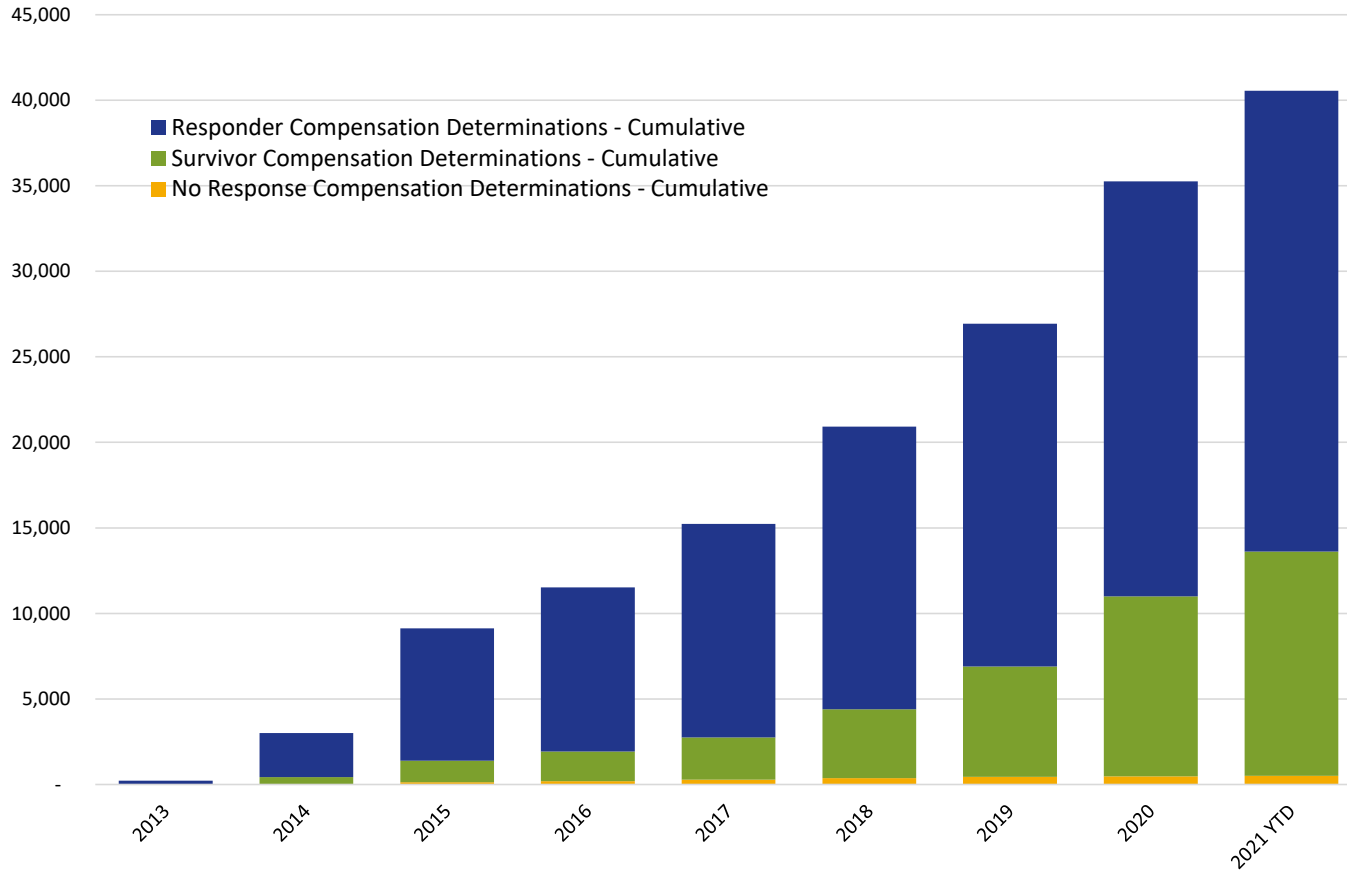
Cumulative Claims with Compensation Determinations Personal Injury & Deceased



| | 2013 | 2014 | 2015 | 2016 | 2017 | 2018 | 2019 | 2020 | 2021 YTD |
|--|------|-------|-------|--------|--------|--------|--------|--------|----------|
| Personal Injury Compensation Determinations - Cumulative | 225 | 2,999 | 9,112 | 11,473 | 15,058 | 20,320 | 25,776 | 33,455 | 38,394 |
| Deceased Compensation Determinations - Cumulative | - | 8 | 20 | 54 | 182 | 593 | 1,157 | 1,808 | 2,167 |

VCF Program Statistics As of September 30, 2021

Cumulative Claims with Compensation Determinations Responder & Survivor



| | 2013 | 2014 | 2015 | 2016 | 2017 | 2018 | 2019 | 2020 | 2021 YTD |
|--|------|-------|-------|-------|--------|--------|--------|--------|----------|
| Responder Compensation Determinations - Cumulative | 218 | 2,579 | 7,739 | 9,595 | 12,491 | 16,512 | 20,031 | 24,268 | 26,939 |
| Survivor Compensation Determinations - Cumulative | 6 | 403 | 1,263 | 1,740 | 2,465 | 4,032 | 6,461 | 10,523 | 13,109 |
| No Response Compensation Determinations - Cumulative | 1 | 25 | 130 | 192 | 284 | 369 | 441 | 472 | 513 |