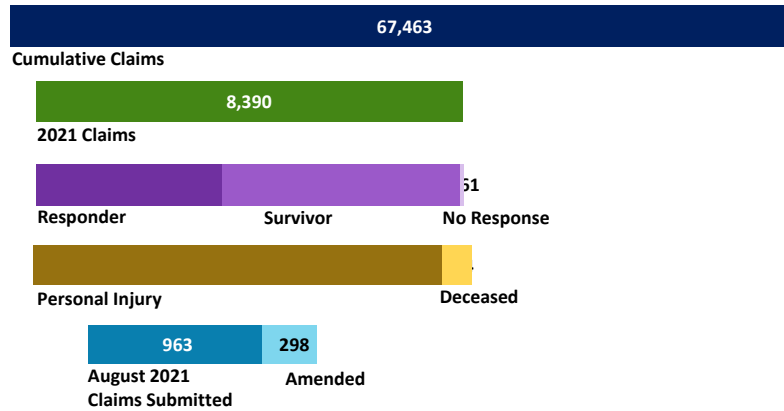


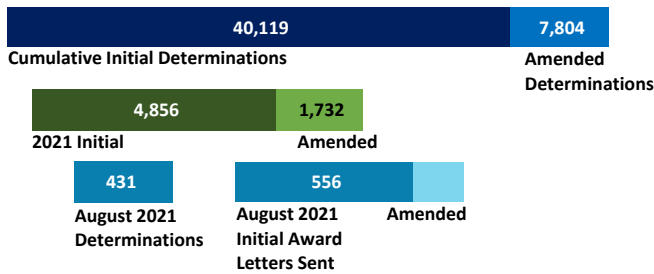
VCF Program Statistics As of August 31, 2021

VCF At-A-Glance


CLAIMS SUBMITTED



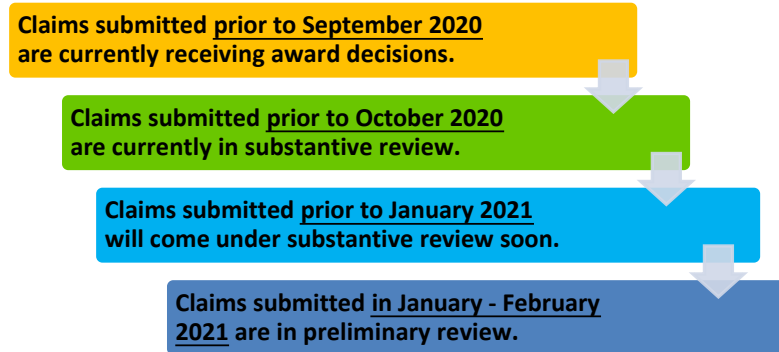
DETERMINATIONS RENDERED



DOLLARS AWARDED

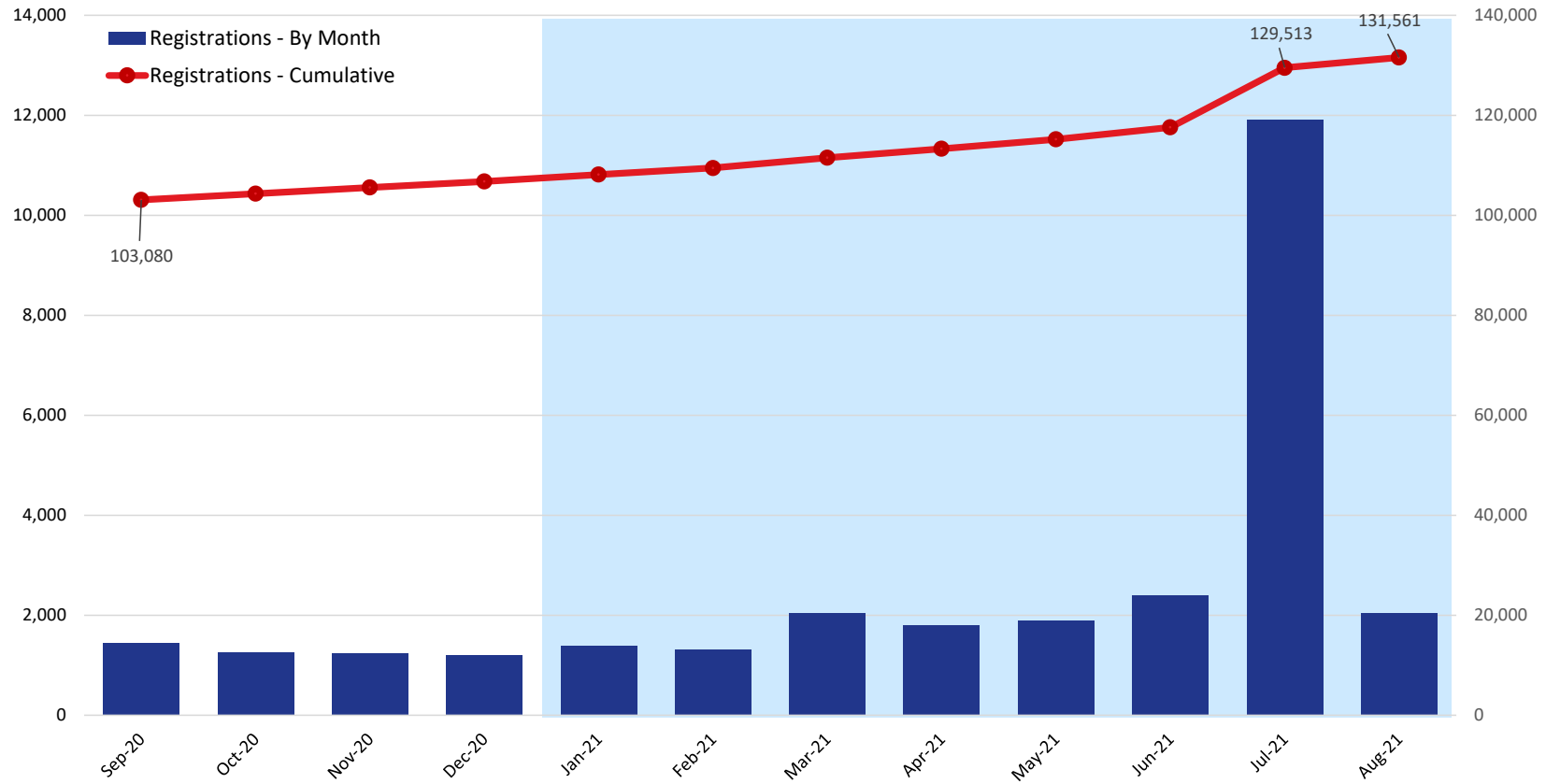


Claim Review Timeline



VCF Program Statistics As of August 31, 2021

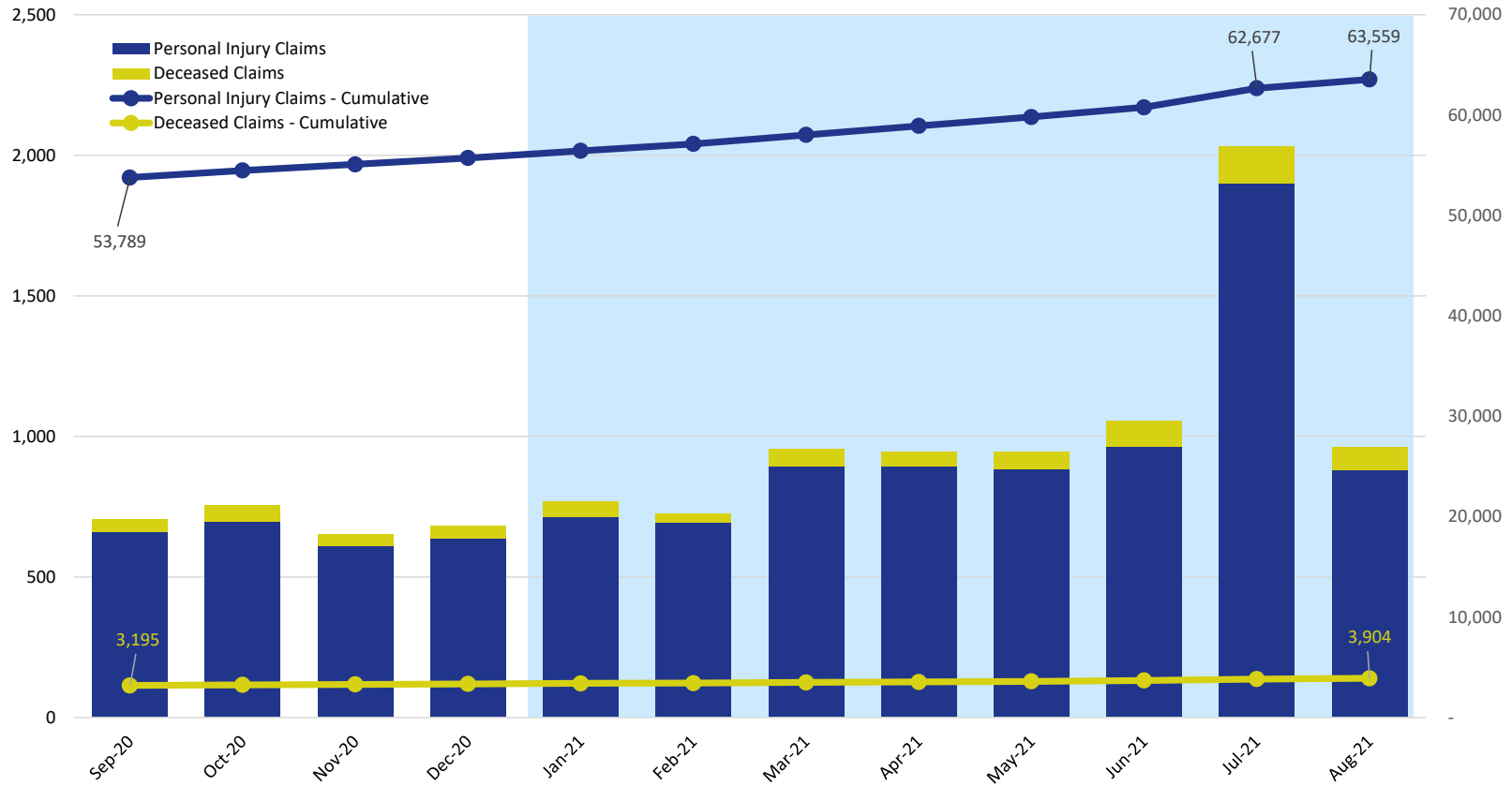
Unique Registrations



	2020				2021							
	Sep	Oct	Nov	Dec	Jan	Feb	Mar	Apr	May	Jun	Jul	Aug
Registrations - By Month	1,449	1,250	1,238	1,203	1,388	1,307	2,049	1,801	1,890	2,400	11,907	2,048
Registrations - Cumulative	103,080	104,330	105,568	106,771	108,159	109,466	111,515	113,316	115,206	117,606	129,513	131,561

VCF Program Statistics As of August 31, 2021

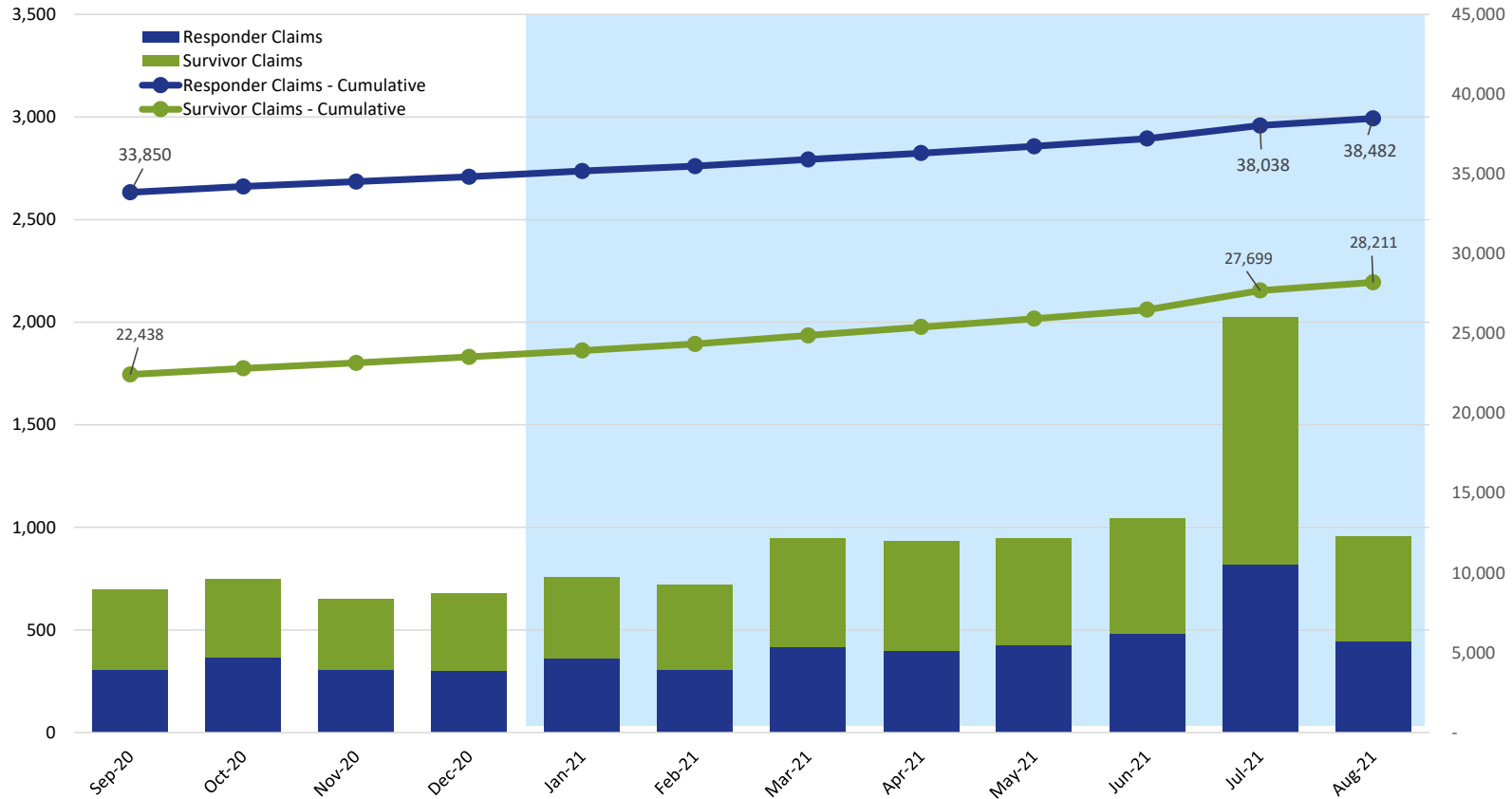
Claims Submitted by Month: Personal Injury & Deceased



	2020				2021							
	Sep	Oct	Nov	Dec	Jan	Feb	Mar	Apr	May	Jun	Jul	Aug
Personal Injury Claims	660	698	609	637	713	693	894	893	885	965	1,901	882
Deceased Claims	46	57	43	45	54	32	61	50	62	91	133	81
Unknown Claims	-	-	-	-	-	-	-	-	-	-	-	-
Claims - Cumulative	56,984	57,739	58,391	59,073	59,840	60,565	61,520	62,463	63,410	64,466	66,500	67,463

VCF Program Statistics As of August 31, 2021

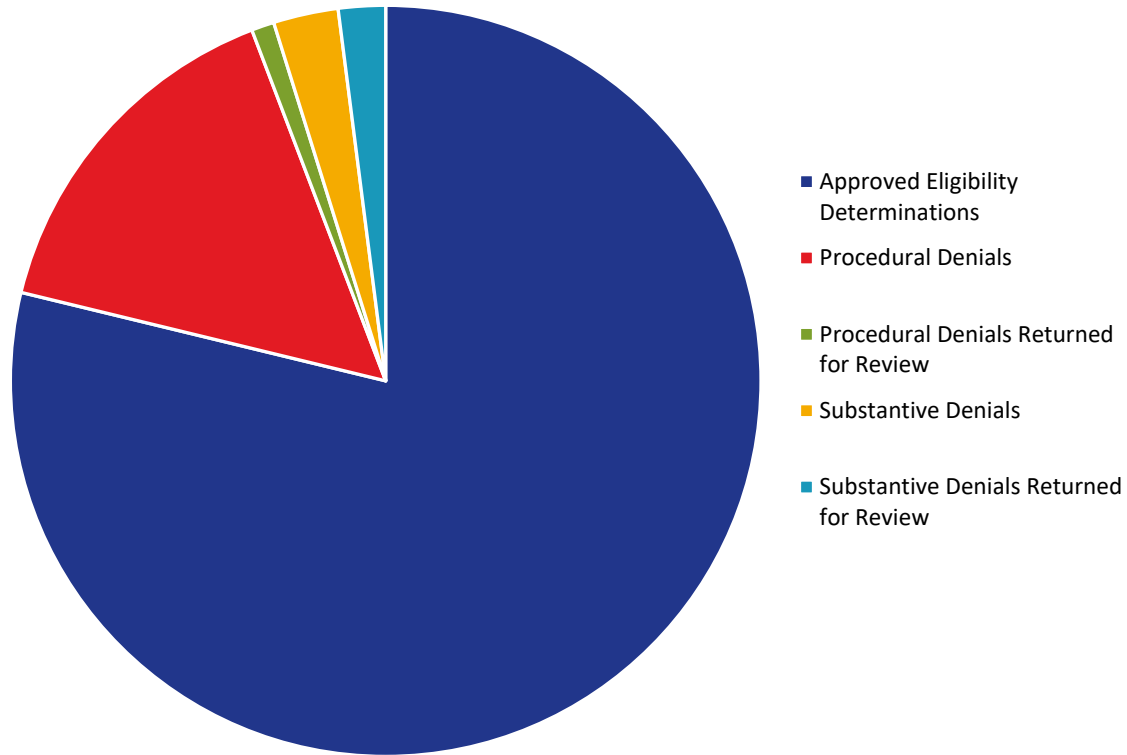
Claims Submitted by Month: Responder & Survivor



	2020				2021							
	Sep	Oct	Nov	Dec	Jan	Feb	Mar	Apr	May	Jun	Jul	Aug
Responder Claims	306	366	307	300	362	308	415	402	425	481	822	444
Survivor Claims	393	382	343	378	396	414	531	532	520	563	1,202	512
No Response Claims	7	7	2	4	9	3	9	9	2	12	10	7
Claims - Cumulative	56,984	57,739	58,391	59,073	59,840	60,565	61,520	62,463	63,410	64,466	66,500	67,463

VCF Program Statistics As of August 31, 2021

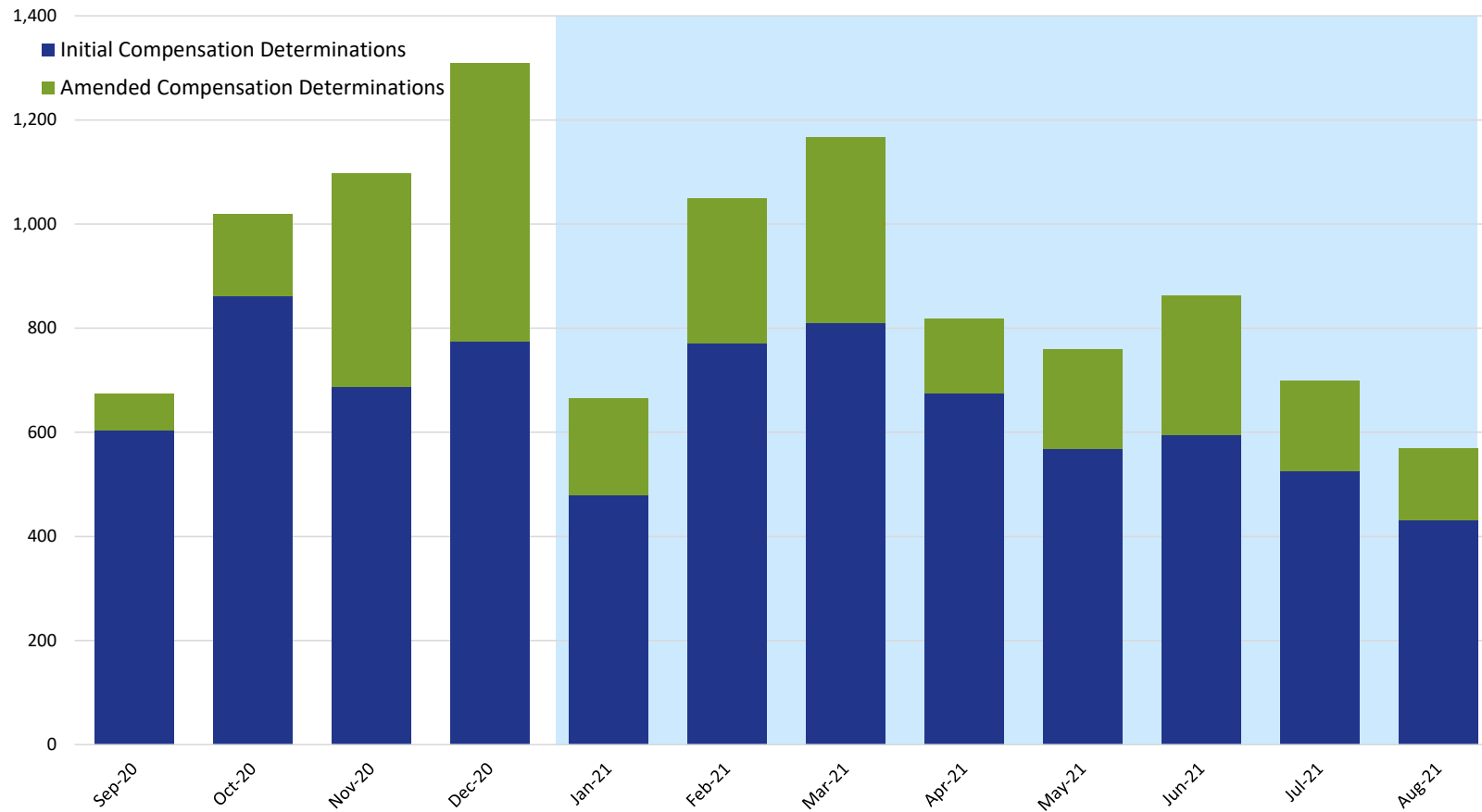
Eligibility



	2020				2021							
	Sep	Oct	Nov	Dec	Jan	Feb	Mar	Apr	May	Jun	Jul	Aug
Approved Eligibility Determinations	33,904	34,689	35,310	36,091	36,562	37,369	38,184	38,863	39,464	40,040	40,548	41,154
Procedural Denials	5,317	5,366	5,382	5,836	6,623	6,955	7,175	7,387	7,496	7,738	7,869	8,049
Procedural Denials Returned for Review	338	342	343	378	436	464	480	492	495	504	511	511
Substantive Denials	1,024	1,067	1,089	1,106	1,132	1,176	1,214	1,240	1,268	1,304	1,334	1,461
Substantive Denials Returned for Review	351	408	470	498	554	636	694	750	832	946	1,019	1,059

VCF Program Statistics As of August 31, 2021

Compensation Determinations by Month: Initial & Amended



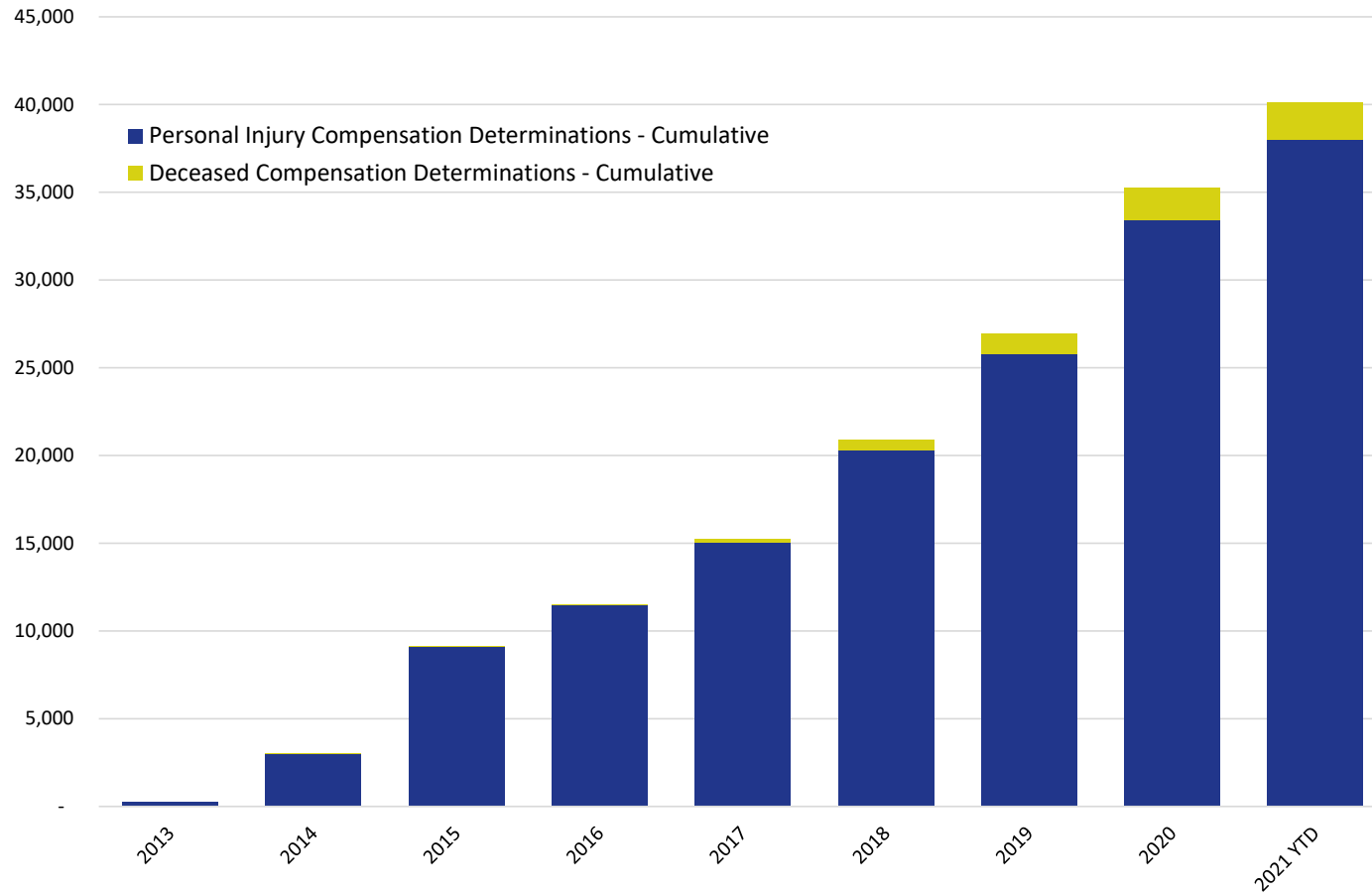
	2020				2021							
	Sep	Oct	Nov	Dec	Jan	Feb	Mar	Apr	May	Jun	Jul	Aug
Initial Compensation Determinations	603	862	688	775	479	771	810	675	569	596	525	431
Amended Compensation Determinations	71	157	410	535	185	279	356	143	191	267	173	138

NOTE: This chart includes only those compensation determinations for which the claimant has been notified by the VCF in writing of the amount of their award. Once a claimant is notified, the determination is counted on this chart, but it is reflected in the month in which the award was finalized and deemed ready for final quality checks, not in the month in which the claimant was notified. The VCF process includes a series of quality checks that are completed before a claimant is notified. These quality checks may take several weeks or longer. This means that there are claims for which substantive review has been completed but they are not counted on this chart because the claimant has not yet been notified of the award. This also means that the monthly numbers shown here for prior months will change from one report to the next as claims completed in earlier months finish the quality check process and claimants are notified.

VCF Program Statistics

As of August 31, 2021

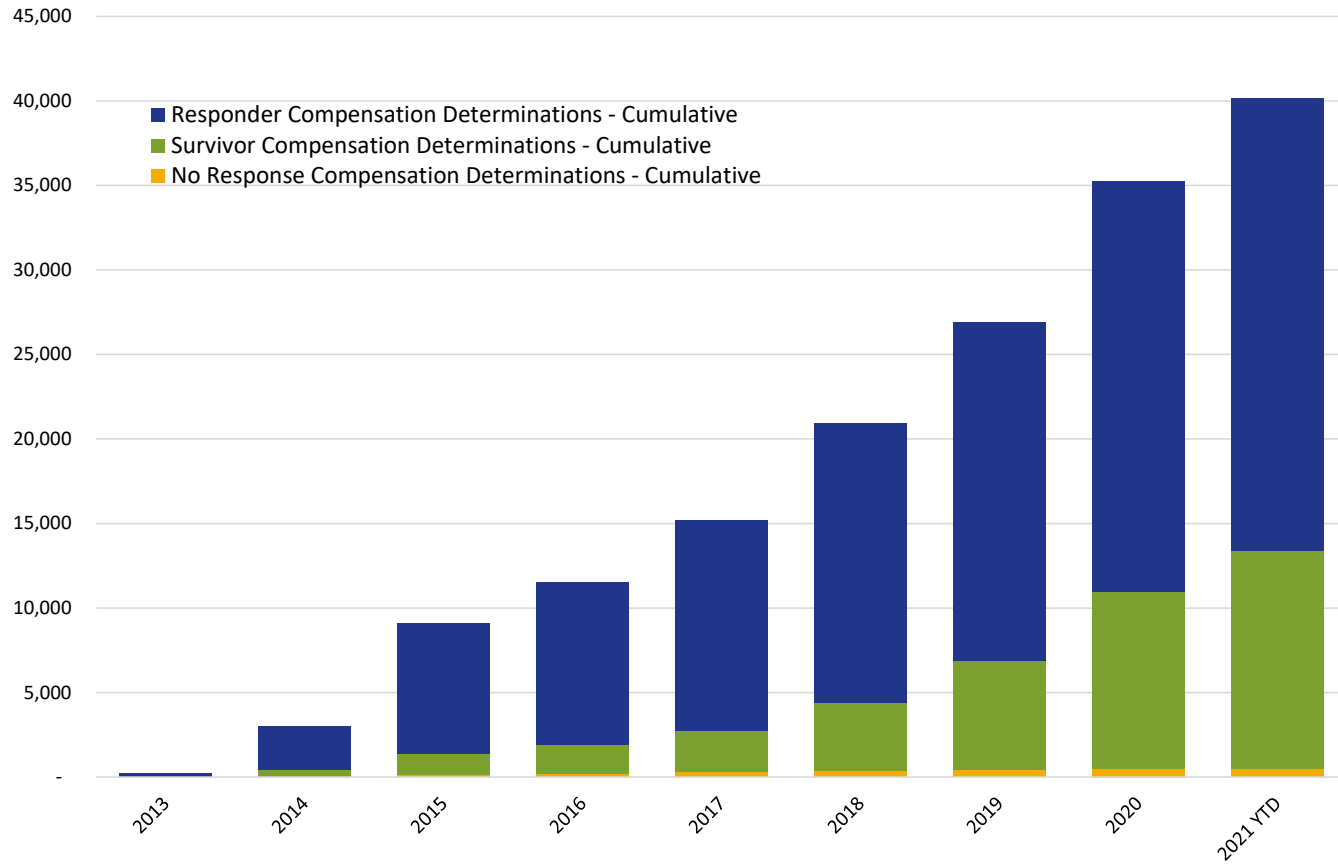
Cumulative Claims with Compensation Determinations Personal Injury & Deceased



	2013	2014	2015	2016	2017	2018	2019	2020	2021 YTD
Personal Injury Compensation Determinations - Cumulative	225	2,999	9,112	11,473	15,058	20,320	25,776	33,456	37,987
Deceased Compensation Determinations - Cumulative	-	8	20	54	182	593	1,157	1,807	2,132

VCF Program Statistics As of August 31, 2021

Cumulative Claims with Compensation Determinations Responder & Survivor



	2013	2014	2015	2016	2017	2018	2019	2020	2021 YTD
Responder Compensation Determinations - Cumulative	218	2,579	7,739	9,595	12,491	16,512	20,031	24,268	26,739
Survivor Compensation Determinations - Cumulative	6	403	1,263	1,740	2,465	4,032	6,461	10,523	12,871
No Response Compensation Determinations - Cumulative	1	25	130	192	284	369	441	472	509