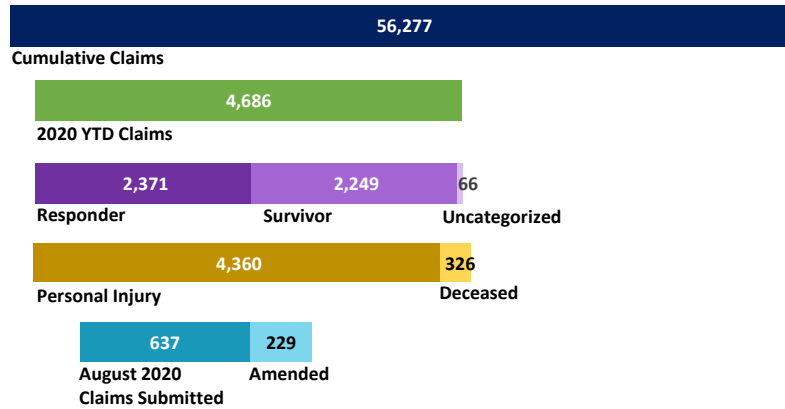


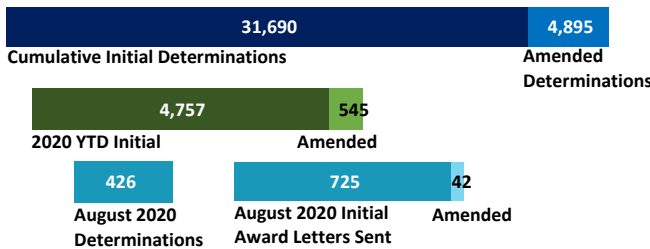
# VCF Program Statistics As of August 31, 2020

## VCF At-A-Glance


### CLAIMS SUBMITTED



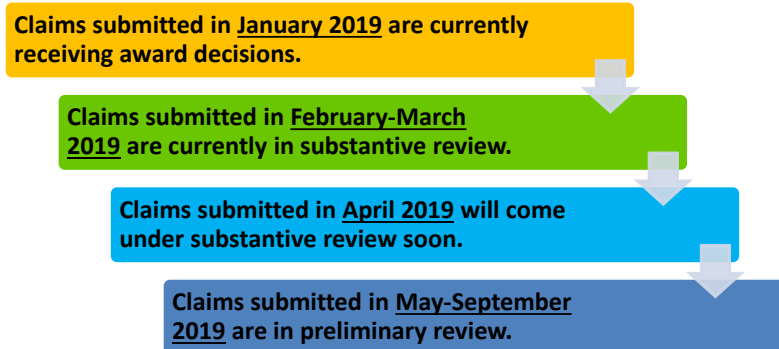
### DETERMINATIONS RENDERED



### DOLLARS AWARDED

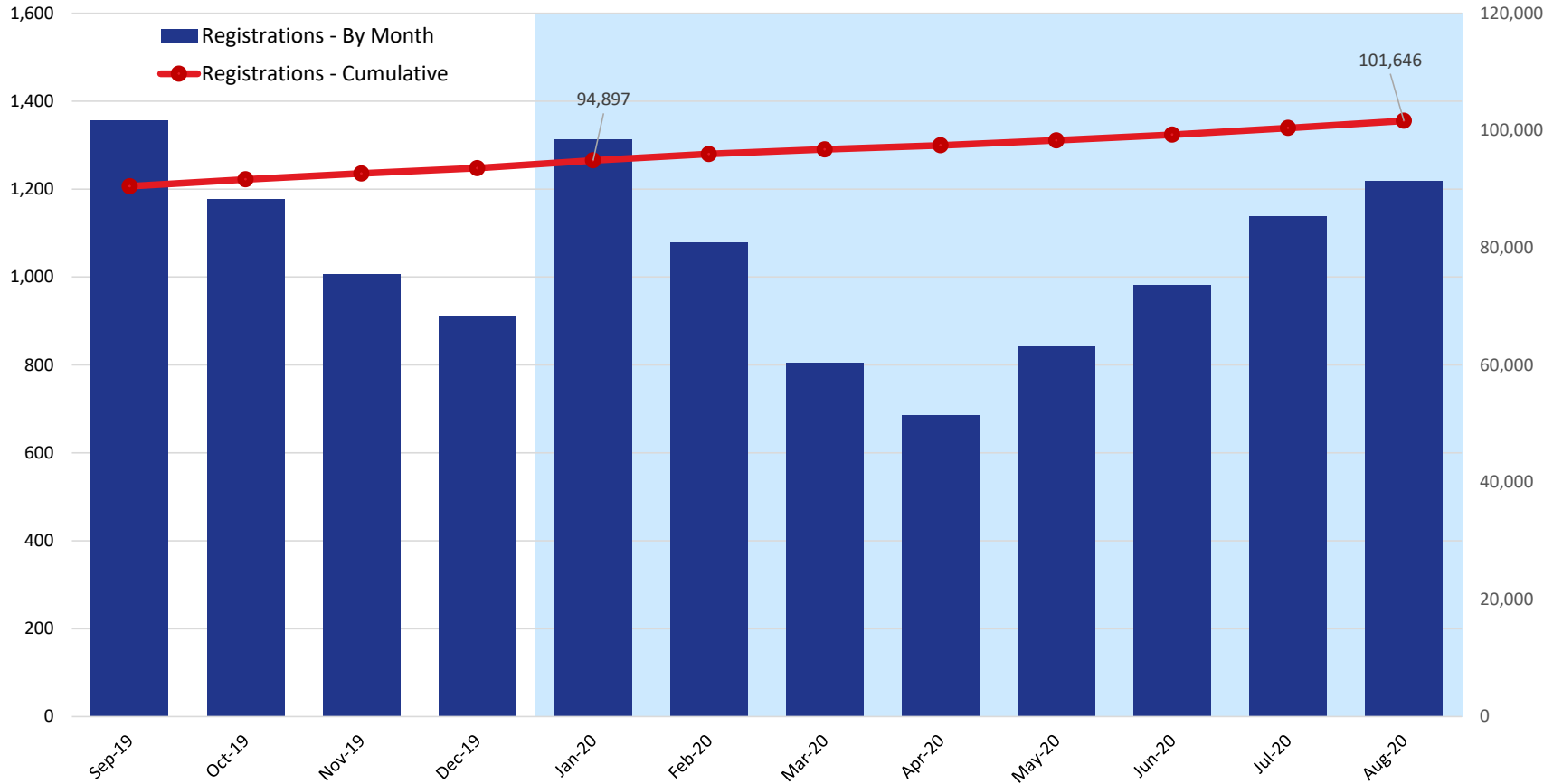


## Claim Review Timeline



## VCF Program Statistics As of August 31, 2020

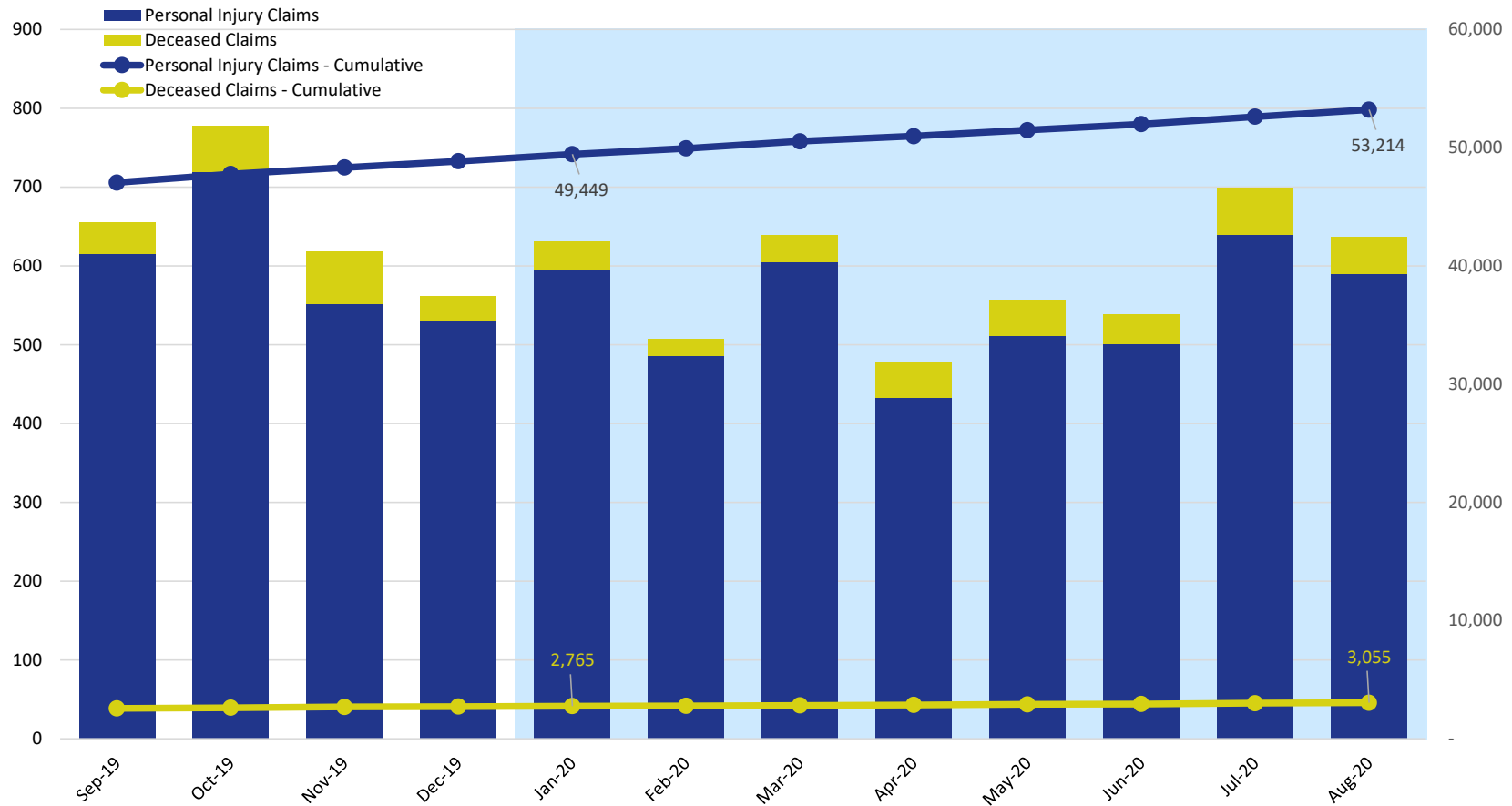
### Unique Registrations



	2019				2020							
	Sep	Oct	Nov	Dec	Jan	Feb	Mar	Apr	May	Jun	Jul	Aug
Registrations - By Month	1,356	1,177	1,006	913	1,314	1,078	805	686	841	982	1,138	1,219
Registrations - Cumulative	90,487	91,664	92,670	93,583	94,897	95,975	96,780	97,466	98,307	99,289	100,427	101,646

## VCF Program Statistics As of August 31, 2020

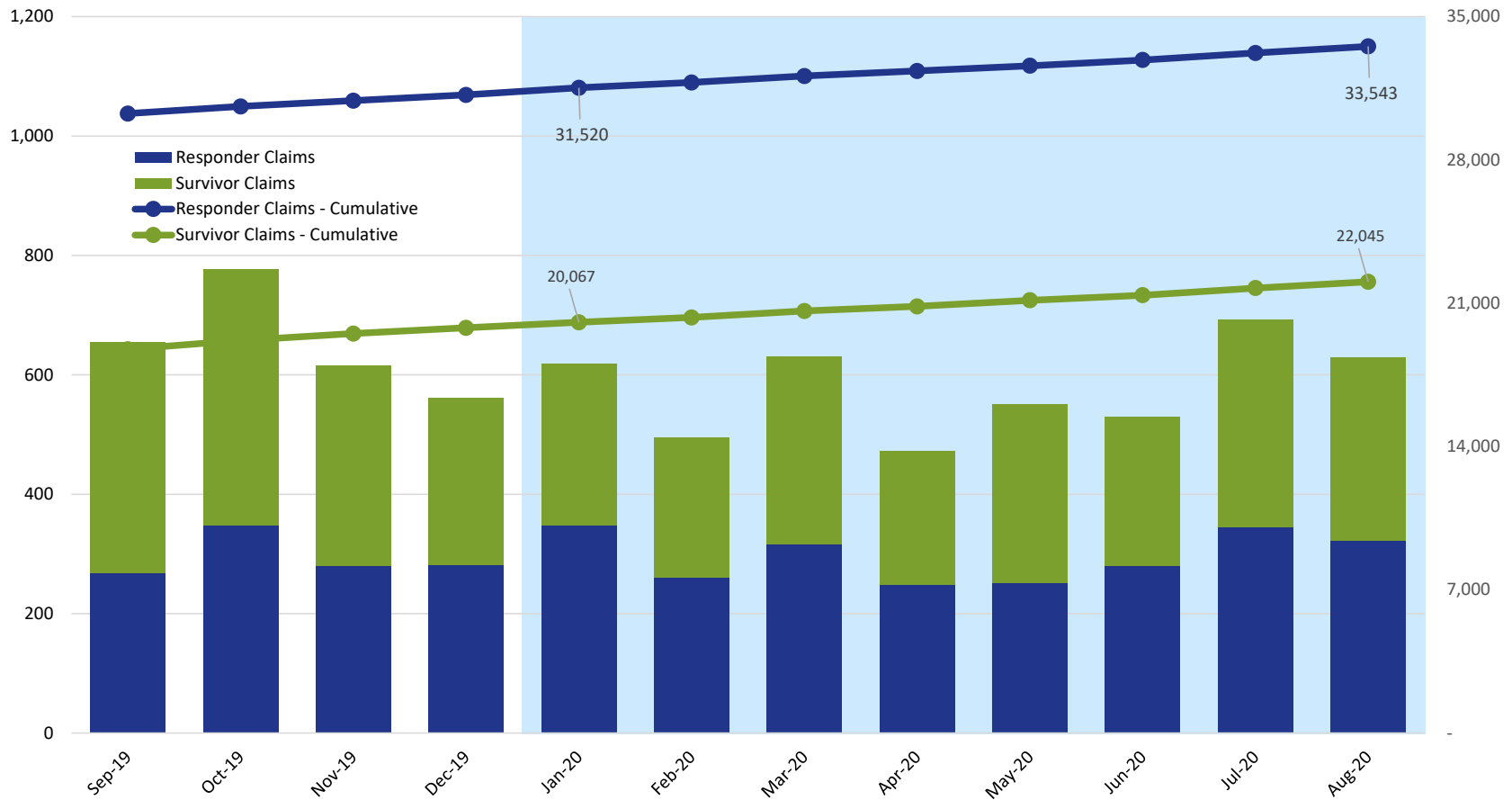
### Claims Submitted by Month: Personal Injury & Deceased



	2019				2020							
	Sep	Oct	Nov	Dec	Jan	Feb	Mar	Apr	May	Jun	Jul	Aug
Personal Injury Claims	615	720	551	531	595	486	605	433	511	501	639	590
Deceased Claims	40	58	67	31	36	22	34	44	46	37	60	47
Unknown Claims	1	-	-	-	-	-	-	-	-	-	-	-
Claims - Cumulative	49,633	50,411	51,029	51,591	52,222	52,730	53,369	53,846	54,403	54,941	55,640	56,277

## VCF Program Statistics As of August 31, 2020

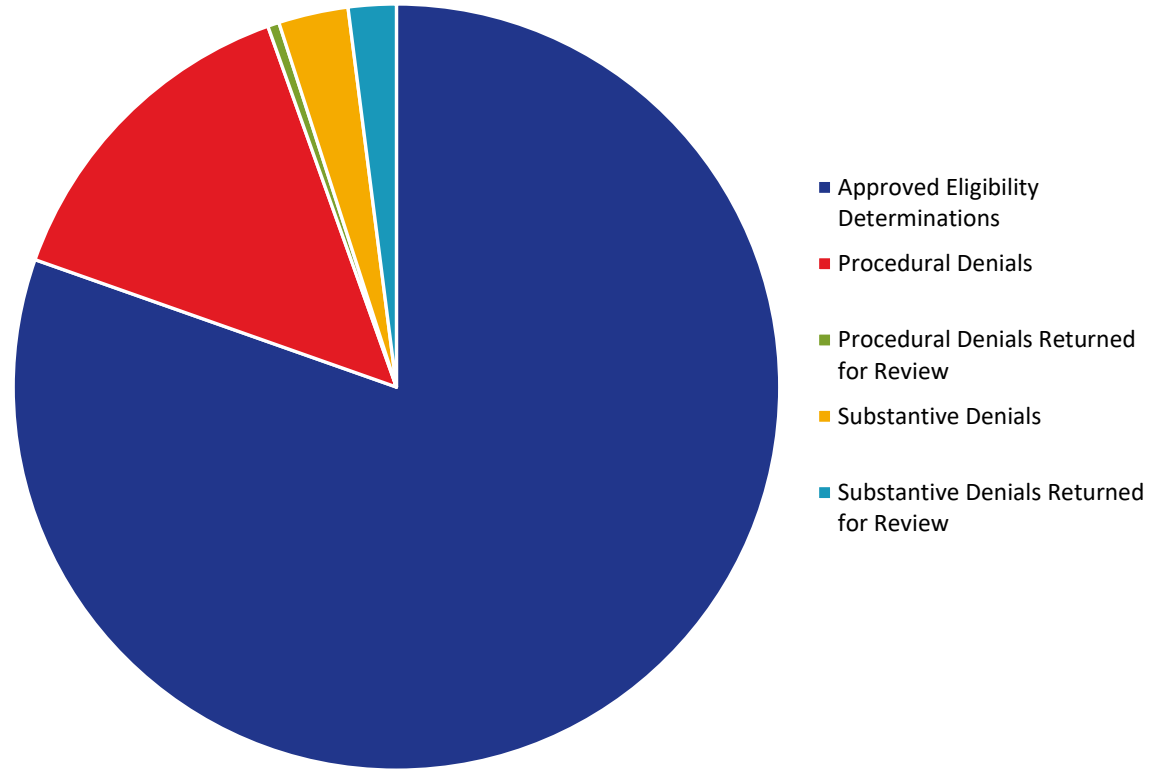
### Claims Submitted by Month: Responder & Survivor



	2019				2020							
	Sep	Oct	Nov	Dec	Jan	Feb	Mar	Apr	May	Jun	Jul	Aug
Responder Claims	268	348	279	281	348	260	316	249	251	280	345	322
Survivor Claims	386	429	336	280	271	235	315	224	299	250	348	307
Uncategorized Claims	2	1	3	1	12	13	8	4	7	8	6	8
Claims - Cumulative	49,633	50,411	51,029	51,591	52,222	52,730	53,369	53,846	54,403	54,941	55,640	56,277

## VCF Program Statistics As of August 31, 2020

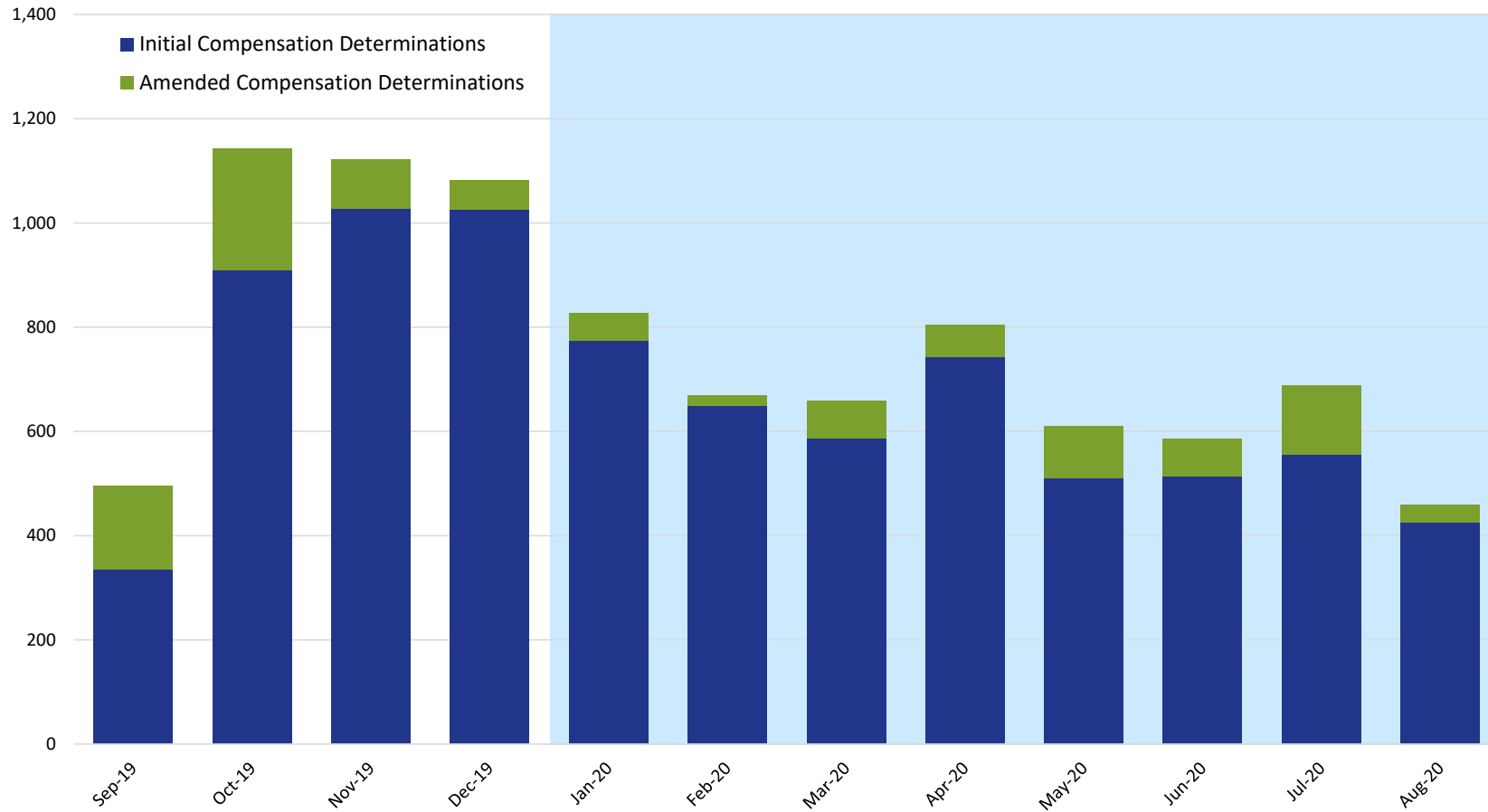
Eligibility



	2019				2020							
	Sep	Oct	Nov	Dec	Jan	Feb	Mar	Apr	May	Jun	Jul	Aug
Approved Eligibility Determinations	24,793	25,570	26,476	27,488	28,327	29,081	29,668	30,486	31,130	31,836	32,542	33,381
Procedural Denials	3,351	3,422	3,516	3,968	4,218	4,471	4,709	5,377	5,457	5,587	5,650	5,878
Procedural Denials Returned for Review	133	137	139	154	158	161	167	190	194	197	197	200
Substantive Denials	744	770	803	837	873	904	946	975	1,018	1,068	1,142	1,222
Substantive Denials Returned for Review	69	99	164	232	295	343	409	475	559	641	804	839

## VCF Program Statistics As of August 31, 2020

### Compensation Determinations by Month: Initial & Amended



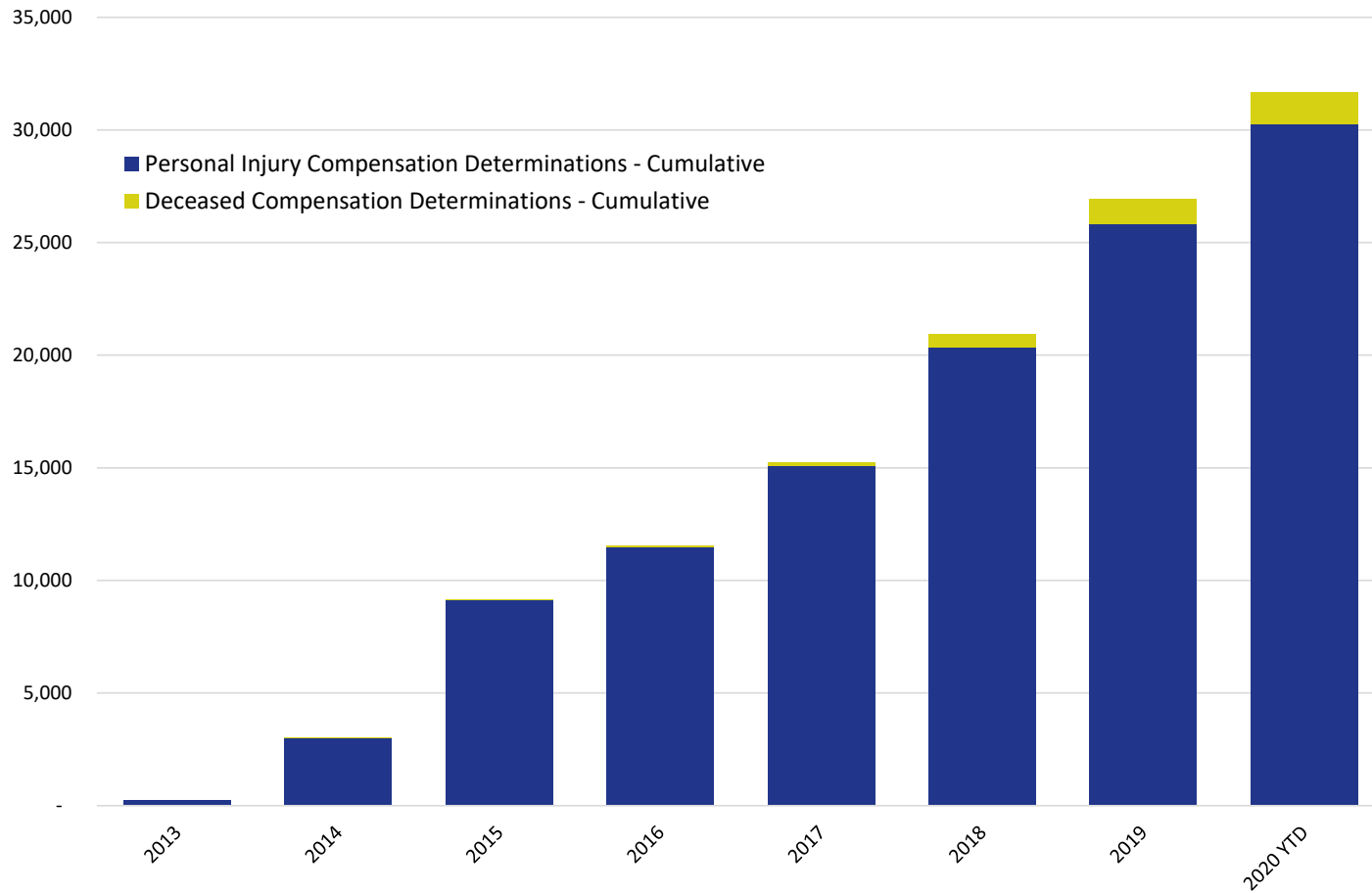
	2019				2020							
	Sep	Oct	Nov	Dec	Jan	Feb	Mar	Apr	May	Jun	Jul	Aug
Initial Compensation Determinations	335	910	1,027	1,026	774	650	586	742	510	513	556	426
Amended Compensation Determinations	160	233	95	57	53	20	72	62	99	72	133	34

**NOTE:** This chart includes only those compensation determinations for which the claimant has been notified by the VCF in writing of the amount of their award. Once a claimant is notified, the determination is counted on this chart, but it is reflected in the month in which the award was finalized and deemed ready for final quality checks, not in the month in which the claimant was notified. The VCF process includes a series of quality checks that are completed before a claimant is notified. These quality checks may take several weeks or longer. This means that there are claims for which substantive review has been completed but they are not counted on this chart because the claimant has not yet been notified of the award. This also means that the monthly numbers shown here for prior months will change from one report to the next as claims completed in earlier months finish the quality check process and claimants are notified.

## VCF Program Statistics

As of August 31, 2020

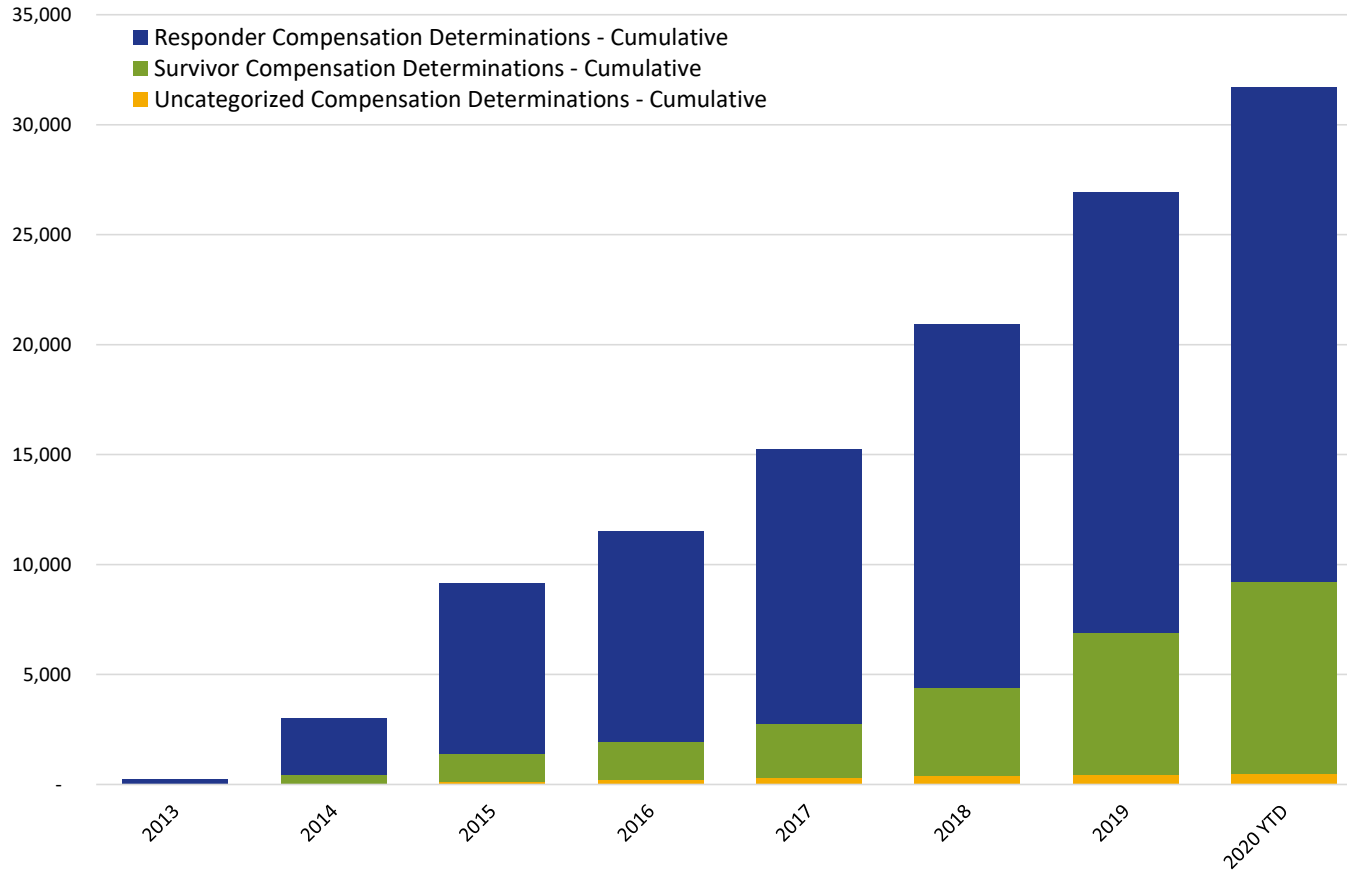
### Cumulative Claims with Compensation Determinations Personal Injury & Deceased



	2013	2014	2015	2016	2017	2018	2019	2020 YTD
Personal Injury Compensation Determinations - Cumulative	225	2,999	9,112	11,474	15,065	20,348	25,823	30,232
Deceased Compensation Determinations - Cumulative	-	8	20	53	175	565	1,110	1,458

## VCF Program Statistics As of August 31, 2020

### Cumulative Claims with Compensation Determinations Responder & Survivor



	2013	2014	2015	2016	2017	2018	2019	2020 YTD
Responder Compensation Determinations - Cumulative	218	2,579	7,739	9,595	12,491	16,512	20,031	22,459
Survivor Compensation Determinations - Cumulative	6	403	1,263	1,740	2,465	4,032	6,461	8,767
Uncategorized Compensation Determinations - Cumulative	1	25	130	192	284	369	441	464